

## CA IX (PTR2373) mouse mAb

CatalogNo: YM6225 **Recombinant** 

### Key Features

#### Host Species

- Mouse

#### Reactivity

- Human,

#### Applications

- IHC,ELISA

#### MW

- 49kD (Calculated)

#### Isotype

- IgG

### Recommended Dilution Ratios

**IHC 1:200-400****ELISA 1:500-5000**

### Storage

**Storage\*** -15°C to -25°C/1 year(Do not lower than -25°C)

### Basic Information

**Clonality** Monoclonal**Clone Number** PTR2373

### Immunogen Information

**Immunogen** Recombinant protein**Specificity** This antibody detects endogenous levels of CA IX protein.

### Target Information

**Gene name** CA9

**Protein Name** Carbonic anhydrase 9

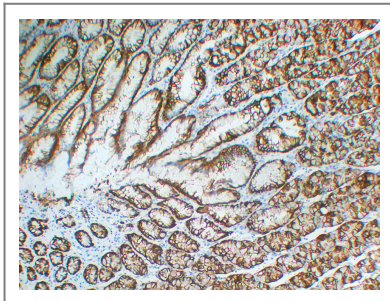
Organism	Gene ID	UniProt ID
Human	<a href="#">768;</a>	<a href="#">Q16790;</a>
Mouse	<a href="#">230099;</a>	<a href="#">Q8VHB5;</a>

**Cellular Localization** Membranous

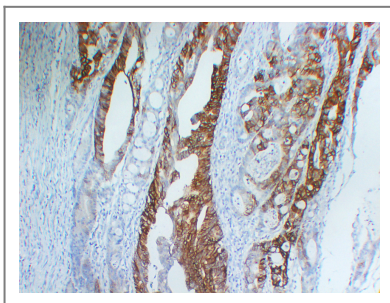
**Tissue specificity** Expressed primarily in carcinoma cells lines. Expression is restricted to very few normal tissues and the most abundant expression is found in the epithelial cells of gastric mucosa.

**Function** Catalytic activity: $H(2)CO(3) = CO(2) + H(2)O$ .,cofactor:Zinc.,Function:Reversible hydration of carbon dioxide. Participates in pH regulation. May be involved in the control of cell proliferation and transformation. Appears to be a novel specific biomarker for a cervical neoplasia.,induction:By hypoxia.,PTM:Asn-346 bears high-mannose type glycan structures.,similarity:Belongs to the alpha-carbonic anhydrase family.,subcellular location:Found on the surface microvilli and in the nucleus, particularly in nucleolus.,subunit:Forms oligomers linked by disulfide bonds.,tissue specificity:Expressed primarily in carcinoma cells lines. Expression is restricted to very few normal tissues and the most abundant expression is found in the epithelial cells of gastric mucosa.,

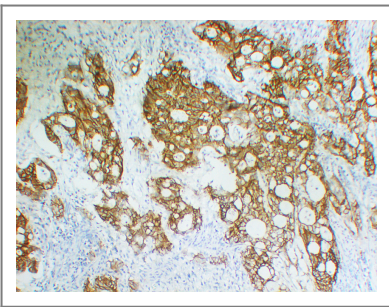
## Validation Data



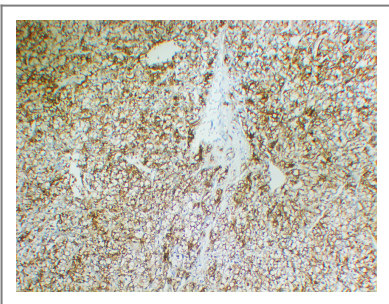
Human stomach tissue was stained with Anti-CA IX (PTR2373) Antibody



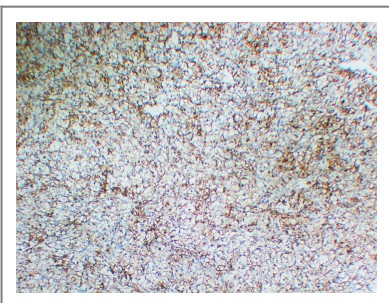
Human colon carcinoma tissue was stained with Anti-CA IX (PTR2373) Antibody



Human colon carcinoma tissue was stained with Anti-CA IX (PTR2373) Antibody



Human renal clear cell carcinoma tissue was stained with Anti-CA IX (PTR2373) Antibody



Human renal clear cell carcinoma tissue was stained with Anti-CA IX (PTR2373) Antibody

## Contact information

Orders: [order@immunoway.com](mailto:order@immunoway.com)  
Support: [tech@immunoway.com](mailto:tech@immunoway.com)  
Telephone: 408-747-0189 (USA) 400-8787-807(China)  
Website: <http://www.immunoway.com>  
Address: 2200 Ringwood Ave San Jose, CA 95131 USA



Please scan the QR code to access additional product information:  
**CA IX (PTR2373)**  
**mouse mAb**

For Research Use Only. Not for Use in Diagnostic Procedures.

[Antibody](#) | [ELISA Kits](#) | [Protein](#) | [Reagents](#)