

## SOX9 (ABT-SOX9) IHC kit

CatalogNo: IHCM6546

### Key Features

#### Host Species

- Mouse

#### Reactivity

- Human, Mouse, Rat, Bovin,

#### Applications

- IHC

#### Isotype

- IgG2b, Kappa

### Recommended Dilution Ratios

### Storage

**Storage\*** 2°C to 8°C/1 year

### Basic Information

**Clonality** Monoclonal

**Clone Number** ABT-SOX9

### Immunogen Information

**Immunogen** Synthesized peptide derived from human SOX9 AA range: 1-100

**Specificity** The antibody can specifically recognize human SOX9 protein.

### Target Information

**Gene name** SOX9

**Protein Name** Transcription factor SOX-9

**Organism**

**Gene ID**

**UniProt ID**

Human

[6662;](#)

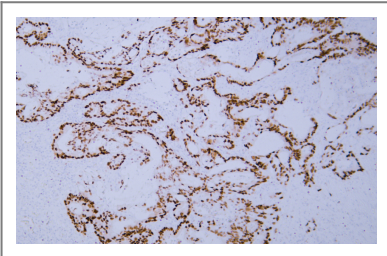
[P48436;](#)

**Cellular Localization** Nuclear

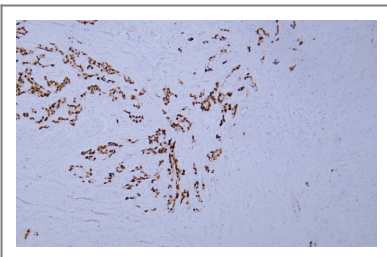
**Tissue specificity** Eye,PNS,Testis,

**Function** Disease:Defects in SOX9 are the cause of campomelic dysplasia (CMD1) [MIM:114290]. CMD1 is a rare, often lethal, dominantly inherited, congenital osteochondrodysplasia, associated with male-to-female autosomal sex reversal in two-thirds of the affected karyotypic males. A disease of the newborn characterized by congenital bowing and angulation of long bones, unusually small scapulae, deformed pelvis and spine and a missing pair of ribs. Craniofacial defects such as cleft palate, micrognathia, flat face and hypertelorism are common. Various defects of the ear are often evident, affecting the cochlea, malleus incus, stapes and tympanum. Most patients die soon after birth due to respiratory distress which has been attributed to hypoplasia of the tracheobronchial cartilage and small thoracic cage.,Function:Plays an important role in the normal skeletal development. May regulate the expression of other genes involved in chondrogenesis by acting as a transcription factor for these genes.,similarity:Contains 1 HMG box DNA-binding domain.,

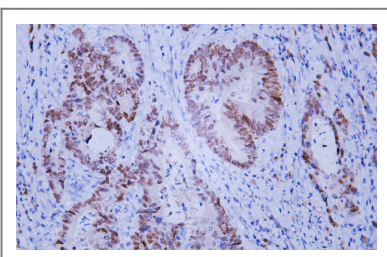
## Validation Data



Human colon carcinoma tissue was stained with Anti-SOX9 (ABT-SOX9) Antibody



Human gastric adenocarcinoma tissue was stained with Anti-SOX9 (ABT-SOX9) Antibody



Human rectal carcinoma tissue was stained with Anti-SOX9 (ABT-SOX9) Antibody

## | Contact information

Orders: order@immunoway.com  
Support: tech@immunoway.com  
Telephone: 408-747-0189 (USA) 400-8787-807(China)  
Website: <http://www.immunoway.com>  
Address: 2200 Ringwood Ave San Jose, CA 95131 USA



Please scan the QR code  
to access additional  
product information:  
**SOX9 (ABT-SOX9)**  
**IHC kit**

---

For Research Use Only. Not for Use in Diagnostic Procedures.

[Antibody](#) | [ELISA Kits](#) | [Protein](#) | [Reagents](#)