

Fascin (ABT-FASN) IHC kit

CatalogNo: IHCM6178

Key Features

Host Species

- Mouse

Reactivity

- Human, Mouse, Rat,

Applications

- IHC

Isotype

- IgG1, Kappa

Recommended Dilution Ratios

Storage

Storage* 2°C to 8°C/1 year

Basic Information

Clonality Monoclonal

Clone Number ABT-FASN

Immunogen Information

Immunogen Synthesized peptide derived from human Fascin AA range: 250-350

Specificity The antibody can specifically recognize human Fascin protein.

Target Information

Gene name FSCN1 FAN1 HSN SNL

Protein Name Fascin (55 kDa actin-bundling protein) (Singed-like protein) (p55)

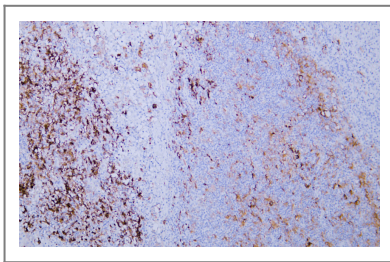
Organism	Gene ID	UniProt ID
Human	6624;	Q16658;

Cellular Localization Cytoplasmic

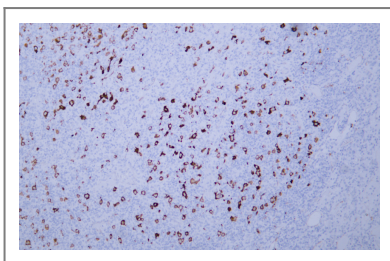
Tissue specificity Ubiquitous.

Function Disease:Marks and mediates breast cancer metastasis to the lungs. FSCN1 is not functionally validated but achieves the highest statistical significance (P less than 0.000001). Those subjects expressing the lung metastasis signature have a significantly poorer lung metastasis-free survival, but not bone metastasis-free survival, compared to subjects without the signature.,Function:Organizes filamentous actin into bundles with a minimum of 4.1:1 actin/fascin ratio. Probably involved in the assembly of actin filament bundles present in microspikes, membrane ruffles, and stress fibers.,PTM:Phosphorylation on Ser-39 inhibits the actin-binding ability of fascin.,similarity:Belongs to the fascin family.,subunit:Associates with beta-catenin.,tissue specificity:Ubiquitous.,

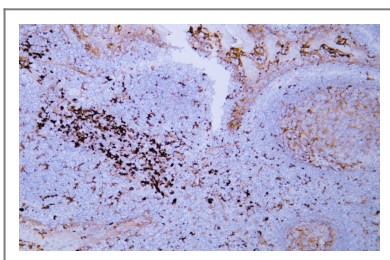
Validation Data



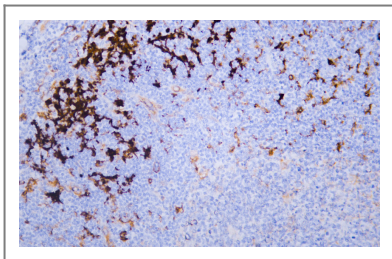
Human Hodgkin lymphoma tissue was stained with Anti-Fascin (ABT-FASN) Antibody



Human Hodgkin lymphoma tissue was stained with Anti-Fascin (ABT-FASN) Antibody



Human tonsil tissue was stained with Anti-Fascin (ABT-FASN) Antibody



Human tonsil tissue was stained with Anti-Fascin (ABT-FASN) Antibody

| Contact information

Orders: order@immunoway.com
Support: tech@immunoway.com
Telephone: 408-747-0189 (USA) 400-8787-807(China)
Website: <http://www.immunoway.com>
Address: 2200 Ringwood Ave San Jose, CA 95131 USA



Please scan the QR code
to access additional
product information:
**Fascin (ABT-FASN)
IHC kit**

For Research Use Only. Not for Use in Diagnostic Procedures.

[Antibody](#) | [ELISA Kits](#) | [Protein](#) | [Reagents](#)