

ADH7 Polyclonal Antibody

Catalog No :	YT0134
Reactivity :	Human;Monkey
Applications :	WB;ELISA
Target :	ADH7
Fields :	>>Glycolysis / Gluconeogenesis;>>Fatty acid degradation;>>Tyrosine metabolism;>>Pyruvate metabolism;>>Retinol metabolism;>>Metabolism of xenobiotics by cytochrome P450;>>Drug metabolism - cytochrome P450;>>Metabolic pathways;>>Alcoholic liver disease
Gene Name :	ADH7
Protein Name :	Alcohol dehydrogenase class 4 mu/sigma chain
Human Gene Id :	131
Human Swiss Prot No :	P40394
Mouse Swiss Prot No :	Q64437
Immunogen :	The antiserum was produced against synthesized peptide derived from human ADH7. AA range:211-260
Specificity :	ADH7 Polyclonal Antibody detects endogenous levels of ADH7 protein.
Formulation :	Liquid in PBS containing 50% glycerol, 0.5% BSA and 0.02% sodium azide.
Source :	Polyclonal, Rabbit,IgG
Dilution :	WB 1:500 - 1:2000. ELISA: 1:20000. Not yet tested in other applications.
Purification :	The antibody was affinity-purified from rabbit antiserum by affinity-chromatography using epitope-specific immunogen.
Concentration :	1 mg/ml

Storage Stability : -15°C to -25°C/1 year (Do not lower than -25°C)

Observed Band : 40kD

Cell Pathway : Glycolysis / Gluconeogenesis; Fatty acid metabolism; Tyrosine metabolism; Retinol metabolism; Metabolism of xenobiotics by cytochrome P450; Drug metabolism;

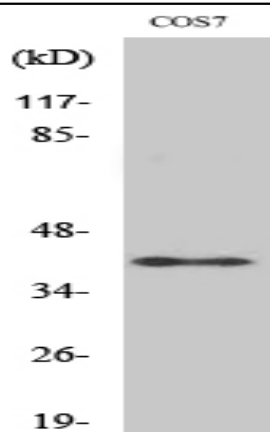
Background : This gene encodes class IV alcohol dehydrogenase 7 mu or sigma subunit, which is a member of the alcohol dehydrogenase family. Members of this family metabolize a wide variety of substrates, including ethanol, retinol, other aliphatic alcohols, hydroxysteroids, and lipid peroxidation products. The enzyme encoded by this gene is inefficient in ethanol oxidation, but is the most active as a retinol dehydrogenase; thus it may participate in the synthesis of retinoic acid, a hormone important for cellular differentiation. The expression of this gene is much more abundant in stomach than liver, thus differing from the other known gene family members. Alternative splicing results in multiple transcript variants. [provided by RefSeq, Oct 2009],

Function : catalytic activity: An alcohol + NAD(+) = an aldehyde or ketone + NADH., cofactor: Binds 2 zinc ions per subunit., cofactor: Zinc., function: Could function in retinol oxidation for the synthesis of retinoic acid, a hormone important for cellular differentiation. Medium-chain (octanol) and aromatic (m-nitrobenzaldehyde) compounds are the best substrates. Ethanol is not a good substrate but at the high ethanol concentrations reached in the digestive tract, it plays a role in the ethanol oxidation and contributes to the first pass ethanol metabolism., miscellaneous: There are 7 different ADH's isozymes in human: three belongs to class-I: alpha, beta, and gamma, one to class-II: pi, one to class-III: chi, one to class-IV: ADH7 and one to class-V: ADH6., similarity: Belongs to the zinc-containing alcohol dehydrogenase family. Class-IV subfamily., subunit: Homodimer., tissue specificity: Preferentially expr

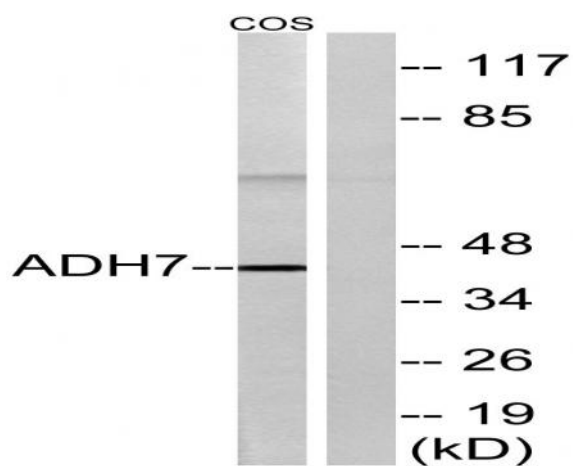
Subcellular Location : Cytoplasm.

Expression : Preferentially expressed in stomach.

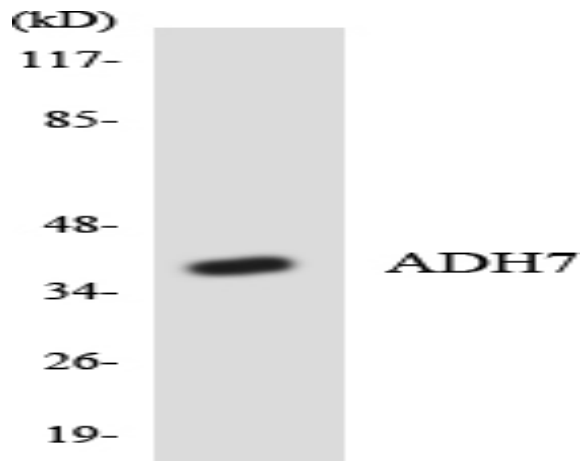
Products Images



Western Blot analysis of various cells using ADH7 Polyclonal Antibody



Western blot analysis of lysates from COS7 cells, using ADH7 Antibody. The lane on the right is blocked with the synthesized peptide.



Western blot analysis of the lysates from HeLa cells using ADH7 antibody.