Human Serum Albumin mouse mAb

Catalog No :	YM1255
Reactivity :	Human
Applications :	WB;ELISA;sELISA
Target :	Albumin
Fields :	>>Thyroid hormone synthesis
Gene Name :	alb
Human Gene Id :	213
Human Swiss Prot No :	P02768
Mouse Swiss Prot No :	P07724
Immunogen :	Purified Human serum albumin.
Specificity :	This antibody detects endogenous levels of Serum Albumin and does not cross-react with related proteins.
Formulation :	Liquid in PBS containing 50% glycerol, 0.5% BSA and 0.02% sodium azide.
Source :	Monoclonal, Mouse
Dilution :	wb 1:1000
Purification :	The antibody was affinity-purified from mouse ascites by affinity-chromatography using epitope-specific immunogen.
Concentration :	1 mg/ml
Storage Stability :	-15°C to -25°C/1 year(Do not lower than -25°C)
Observed Band :	67kD

Background : This gene encodes the most abundant protein in human blood. This protein functions in the regulation of blood plasma colloid osmotic pressure and acts as a carrier protein for a wide range of endogenous molecules including hormones, fatty acids, and metabolites, as well as exogenous drugs. Additionally, this protein exhibits an esterase-like activity with broad substrate specificity. The encoded preproprotein is proteolytically processed to generate the mature protein. A peptide derived from this protein, EPI-X4, is an endogenous inhibitor of the CXCR4 chemokine receptor. [provided by RefSeq, Jul 2016],

Function : caution:A peptide arising from positions 166 to 174 was originally (PubMed:3087352 and PubMed:2437111) termed neurotensin-related peptide (NRP) or kinetensin and was thought to regulates fat digestion, lipid absorption, and blood flow.,disease:A variant structure of albumin could lead to increased binding of zinc resulting in an asymptomatic augmentation of zinc concentration in the blood [MIM:194470].,disease:Defects in ALB are a cause of familial dysalbuminemic hyperthyroxinemia (FDH) [MIM:103600]. FDH is a form of euthyroid hyperthyroxinemia that is due to increased affinity of ALB for T(4). It is the most common cause of inherited euthyroid hyperthyroxinemia in Caucasian population.,function:Serum albumin, the main protein of plasma, has a good binding capacity for water, Ca(2+), Na(+), K(+), fatty acids, hormones, bilirubin and drugs. Its main function is the regulation of the collo

Subcellular Location : Secreted.

Expression : Plasma.

Products Images



Western blot detection of Human Serum Albumin in 0.5nl human serum and 5ng ALB Recombinant antigens cell lysates using Human Serum Albumin mouse mAb (1:1000 diluted).Predicted band size:67KDa.Observed band size:67KDa.

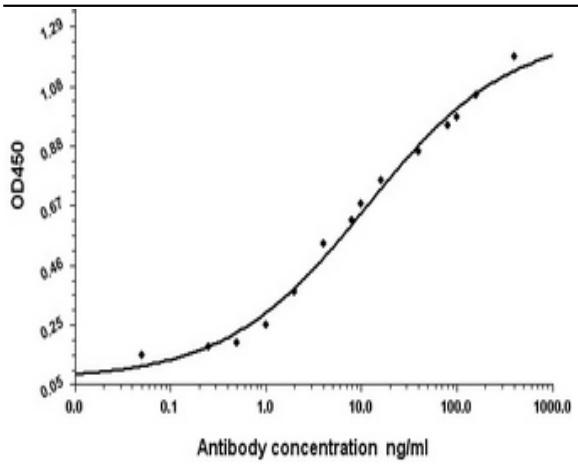

Indirect ELISA assay for anti-Human Serum Albumin mouse mAb.Antigen coating concentration: 8ug/ml.

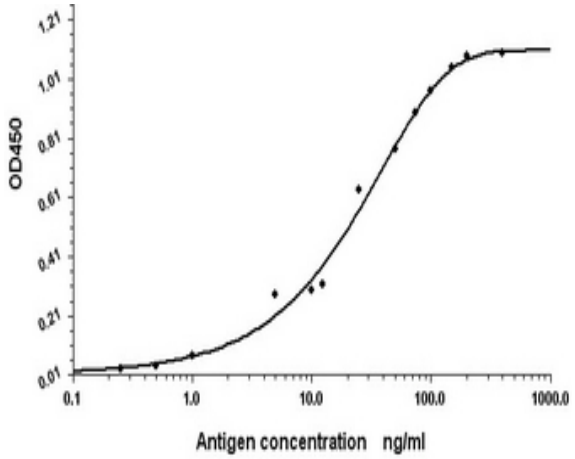

Standard Curve for Human Serum Albumin (Analyte: Human Serum Albumin protein); using Capture Antibody Mouse monoclonal [1A8-C5-B4] to Human Serum Albumin at 8μg/ml and Detector Antibody Rabbit polyclonal antiserum to Human Serum Albumin.