

PRMT6 Monoclonal Antibody

Catalog No :	YM1086
Reactivity :	Human;Mouse;Rat
Applications :	WB;IHC;IF
Target :	PRMT6
Gene Name :	PRMT6
Protein Name :	Protein arginine N-methyltransferase 6
Human Gene Id :	55170
Human Swiss Prot No :	Q96LA8
Mouse Gene Id :	99890
Mouse Swiss Prot No :	Q6NZB1
Immunogen :	Purified recombinant human PRMT6 protein fragments expressed in E.coli.
Specificity :	PRMT6 Monoclonal Antibody detects endogenous levels of PRMT6 protein.
Formulation :	Liquid in PBS containing 50% glycerol, 0.5% BSA and 0.02% sodium azide.
Source :	Monoclonal, Mouse
Dilution :	WB 1:1000 - 1:2000. IHC 1:500 - 1:1000. IF 1:100 - 1:500. Not yet tested in other applications.
Purification :	Affinity purification
Concentration :	1 mg/ml
Storage Stability :	-15°C to -25°C/1 year(Do not lower than -25°C)

Molecularweight : 42kD**Background :**

The protein encoded by this gene belongs to the arginine N-methyltransferase family, which catalyze the sequential transfer of methyl group from S-adenosyl-L-methionine to the side chain nitrogens of arginine residues within proteins, to form methylated arginine derivatives and S-adenosyl-L-homocysteine. This protein can catalyze both, the formation of omega-N monomethylarginine and asymmetrical dimethylarginine, with a strong preference for the latter. It specifically mediates the asymmetric dimethylation of Arg2 of histone H3, and the methylated form represents a specific tag for epigenetic transcriptional repression. This protein also forms a complex with, and methylates DNA polymerase beta, resulting in stimulation of polymerase activity by enhancing DNA binding and processivity. [provided by RefSeq, Sep 2011],

Function :


catalytic activity:S-adenosyl-L-methionine + histone-arginine = S-adenosyl-L-homocysteine + histone-N(omega)-methyl-arginine.,function:Arginine methyltransferase that can both catalyze the formation of omega-N monomethylarginine (MMA) and asymmetrical dimethylarginine (aDMA), with a strong preference for the formation of aDMA. Preferentially methylates arginyl residues present in a glycine and arginine-rich domain and displays preference for monomethylated substrates. Specifically mediates the asymmetric dimethylation of histone H3 'Arg-2' to form H3R2me2a. H3R2me2a represents a specific tag for epigenetic transcriptional repression and is mutually exclusive with methylation on histone H3 'Lys-4' (H3K4me2 and H3K4me3). It thereby acts as a transcription corepressor of various genes such as HOXA2. Also methylates histone H2A and H4 'Arg-3' (H2AR3me and H4R3me, respectively). Acts as a reg

Subcellular Location :

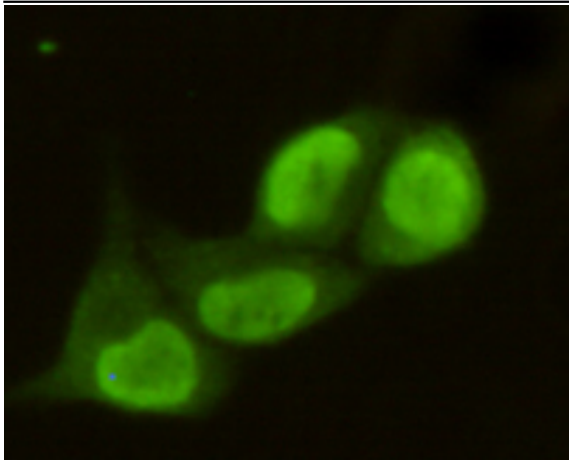
Nucleus .

Expression :

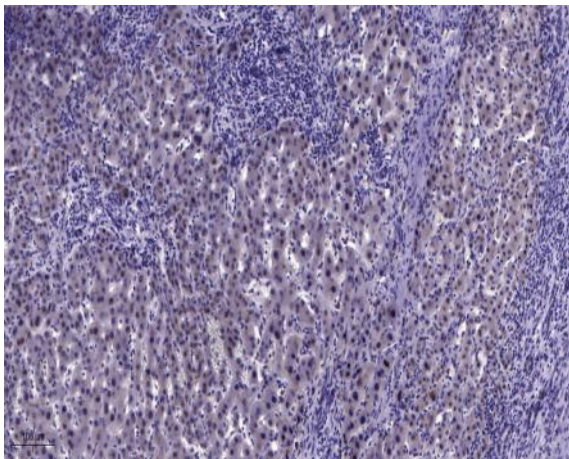
Highly expressed in kidney and testis.

Products Images

Western Blot analysis using PRMT6 Monoclonal Antibody against HeLa, 293T cell lysate.



Immunofluorescence analysis of HeLa cells using PRMT6 Monoclonal Antibody.



Immunohistochemical analysis of paraffin-embedded human liver cancer. 1, Antibody was diluted at 1:200(4° overnight). 2, Tris-EDTA,pH9.0 was used for antigen retrieval. 3,Secondary antibody was diluted at 1:200(room temperature, 45min).