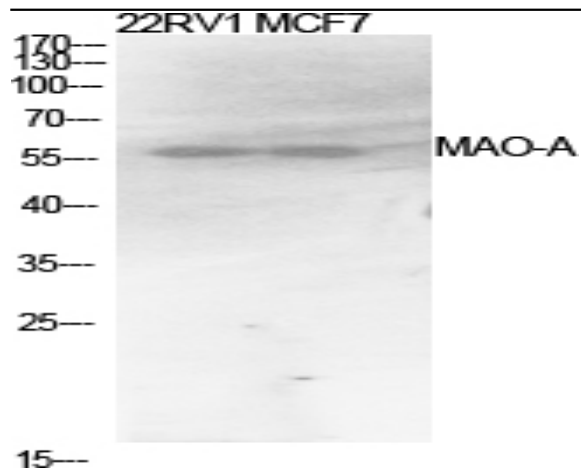


MAO-A Polyclonal Antibody

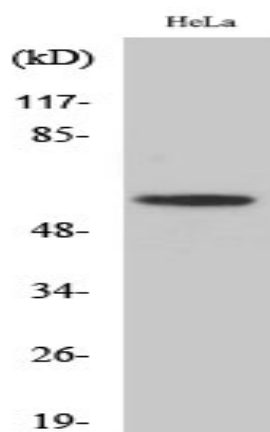
Catalog No :	YT2635
Reactivity :	Human;Mouse;Rat
Applications :	WB;IHC;IF;ELISA
Target :	MAO-A
Fields :	>>Glycine, serine and threonine metabolism;>>Arginine and proline metabolism;>>Histidine metabolism;>>Tyrosine metabolism;>>Phenylalanine metabolism;>>Tryptophan metabolism;>>Drug metabolism - cytochrome P450;>>Metabolic pathways;>>Serotonergic synapse;>>Dopaminergic synapse;>>Parkinson disease;>>Cocaine addiction;>>Amphetamine addiction;>>Alcoholism
Gene Name :	MAOA
Protein Name :	Amine oxidase [flavin-containing] A
Human Gene Id :	4128
Human Swiss Prot No :	P21397
Mouse Gene Id :	17161
Mouse Swiss Prot No :	Q64133
Rat Swiss Prot No :	P21396
Immunogen :	The antiserum was produced against synthesized peptide derived from human MAO-A. AA range:298-347
Specificity :	MAO-A Polyclonal Antibody detects endogenous levels of MAO-A protein.
Formulation :	Liquid in PBS containing 50% glycerol, 0.5% BSA and 0.02% sodium azide.
Source :	Polyclonal, Rabbit,IgG

Dilution :	WB 1:500 - 1:2000. IHC 1:100 - 1:300. ELISA: 1:20000.. IF 1:50-200
Purification :	The antibody was affinity-purified from rabbit antiserum by affinity-chromatography using epitope-specific immunogen.
Concentration :	1 mg/ml
Storage Stability :	-15°C to -25°C/1 year(Do not lower than -25°C)
Observed Band :	61kD
Cell Pathway :	Glycine; serine and threonine metabolism;Arginine and proline metabolism;Histidine metabolism;Tyrosine metabolism;Phenylalanine metabolism;Tryptophan metabolism;Drug metabolism;
Background :	This gene is one of two neighboring gene family members that encode mitochondrial enzymes which catalyze the oxidative deamination of amines, such as dopamine, norepinephrine, and serotonin. Mutation of this gene results in Brunner syndrome. This gene has also been associated with a variety of other psychiatric disorders, including antisocial behavior. Alternatively spliced transcript variants encoding multiple isoforms have been observed. [provided by RefSeq, Jul 2012],
Function :	catalytic activity:RCH(2)NHR' + H(2)O + O(2) = RCHO + R'NH(2) + H(2)O(2).,cofactor:FAD.,disease:Defects in MAOA are the cause of Brunner syndrome (BRUNS) [MIM:300615]. Brunner syndrome is a form of X-linked non-dysmorphic mild mental retardation. Male patients are affected by a syndrome of borderline mental retardation and exhibit abnormal behavior, including disturbed regulation of impulsive aggression. Obligate female carriers have normal intelligence and behavior.,function:Catalyzes the oxidative deamination of biogenic and xenobiotic amines and has important functions in the metabolism of neuroactive and vasoactive amines in the central nervous system and peripheral tissues. MAOA preferentially oxidizes biogenic amines such as 5-hydroxytryptamine (5-HT), norepinephrine and epinephrine.,mass spectrometry: PubMed:11812236,online information:Monoamine oxidase entry,similarity:Belongs to
Subcellular Location :	Mitochondrion outer membrane ; Single-pass type IV membrane protein ; Cytoplasmic side .
Expression :	Heart, liver, duodenum, blood vessels and kidney.

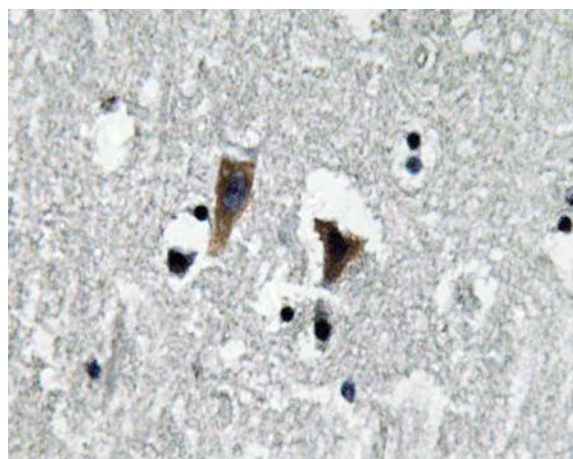
Products Images



Western Blot analysis of various cells using MAO-A Polyclonal Antibody diluted at 1:1000



Western Blot analysis of HeLa cells using MAO-A Polyclonal Antibody diluted at 1:1000



Immunohistochemistry analysis of MAO-A antibody in paraffin-embedded human brain tissue.



Western blot analysis of lysate from HeLa cells, using MAO-A antibody.