

CYP2C19 Polyclonal Antibody

Catalog No :	YT1210
Reactivity :	Human
Applications :	WB;IHC;IF;ELISA
Target :	CYP2C19
Fields :	>>Arachidonic acid metabolism;>>Linoleic acid metabolism;>>Drug metabolism - cytochrome P450;>>Metabolic pathways;>>Serotonergic synapse;>>Chemical carcinogenesis - DNA adducts
Gene Name :	CYP2C19
Protein Name :	Cytochrome P450 2C19
Human Gene Id :	1557
Human Swiss Prot No :	P33261
Immunogen :	The antiserum was produced against synthesized peptide derived from human Cytochrome P450 2C19. AA range:241-290
Specificity :	CYP2C19 Polyclonal Antibody detects endogenous levels of CYP2C19 protein.
Formulation :	Liquid in PBS containing 50% glycerol, 0.5% BSA and 0.02% sodium azide.
Source :	Polyclonal, Rabbit,IgG
Dilution :	WB 1:500 - 1:2000. IHC 1:100 - 1:300. IF 1:200 - 1:1000. ELISA: 1:5000. Not yet tested in other applications.
Purification :	The antibody was affinity-purified from rabbit antiserum by affinity-chromatography using epitope-specific immunogen.
Concentration :	1 mg/ml
Storage Stability :	-15°C to -25°C/1 year(Do not lower than -25°C)

Observed Band : 56kD

Cell Pathway : Arachidonic acid metabolism;Linoleic acid metabolism;Retinol metabolism;Metabolism of xenobiotics by cytochrome P450;Drug metabolism;

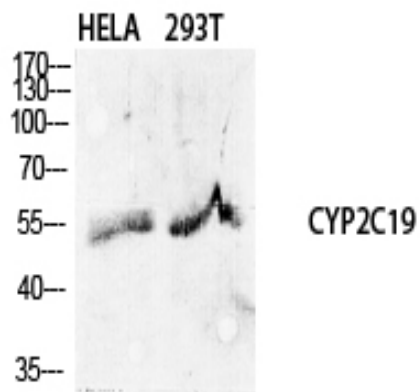
Background : cytochrome P450 family 2 subfamily C member 19(CYP2C19) Homo sapiens
This gene encodes a member of the cytochrome P450 superfamily of enzymes. The cytochrome P450 proteins are monooxygenases which catalyze many reactions involved in drug metabolism and synthesis of cholesterol, steroids and other lipids. This protein localizes to the endoplasmic reticulum and is known to metabolize many xenobiotics, including the anticonvulsive drug mephenytoin, omeprazole, diazepam and some barbiturates. Polymorphism within this gene is associated with variable ability to metabolize mephenytoin, known as the poor metabolizer and extensive metabolizer phenotypes. The gene is located within a cluster of cytochrome P450 genes on chromosome 10q24. [provided by RefSeq, Jul 2008],

Function : catalytic activity:(+)-(R)-limonene + NADPH + O(2) = (+)-trans-carveol + NADP(+) + H(2)O.,catalytic activity:(-)-(S)-limonene + NADPH + O(2) = (-)-perillyl alcohol + NADP(+) + H(2)O.,catalytic activity:(-)-(S)-limonene + NADPH + O(2) = (-)-trans-carveol + NADP(+) + H(2)O.,caution:P450-254C was originally listed as a separate gene (CYP2C17). Resequencing demonstrated that it is not a separate gene, but a chimera. The 5'-portion corresponds to a partial 2C18 clone, and the 3'-portion corresponds to a partial 2C19 clone.,cofactor:Heme group.,function:Responsible for the metabolism of a number of therapeutic agents such as the anticonvulsant drug S-mephenytoin, omeprazole, proguanil, certain barbiturates, diazepam, propranolol, citalopram and imipramine.,induction:P450 can be induced to high levels in liver and other tissues by various foreign compounds, including drugs, pesticides, and carc

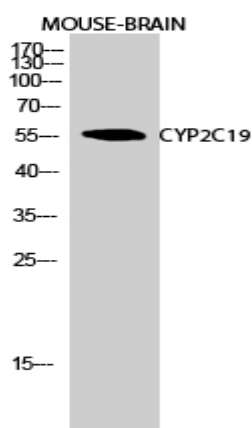
Subcellular Location : Endoplasmic reticulum membrane; Peripheral membrane protein. Microsome membrane; Peripheral membrane protein.

Expression : Liver,

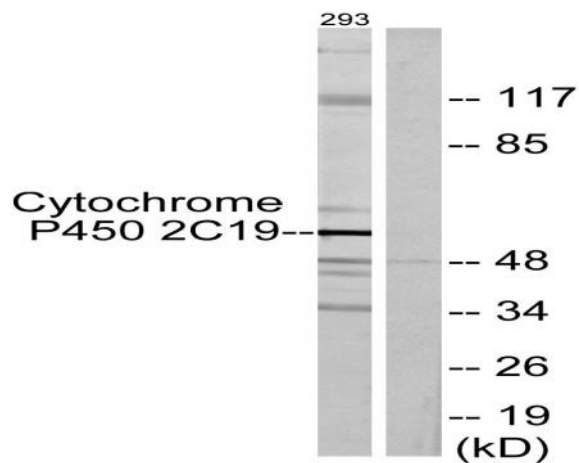
Products Images



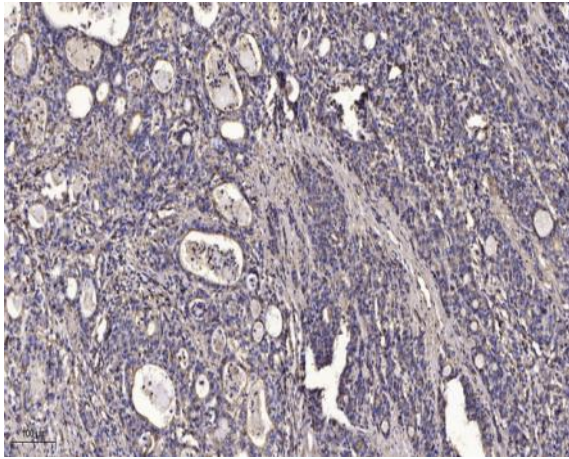
Western Blot analysis of various cells using CYP2C19 Polyclonal Antibody diluted at 1:1000



Western Blot analysis of MOUSE-BRAIN cells using CYP2C19 Polyclonal Antibody diluted at 1:1000



Western blot analysis of lysates from 293 cells, using Cytochrome P450 2C19 Antibody. The lane on the right is blocked with the synthesized peptide.



Immunohistochemical analysis of paraffin-embedded human Gastric adenocarcinoma. 1, Antibody was diluted at 1:200(4° overnight). 2, Tris-EDTA,pH9.0 was used for antigen retrieval. 3,Secondary antibody was diluted at 1:200(room temperature, 45min).