

CA IX (PTR2373) mouse mAb (Ready to Use)

Catalog No :	YM6225R
Reactivity :	Human;
Applications :	IHC
Target :	CA IX
Fields :	>>Nitrogen metabolism;>>Metabolic pathways
Gene Name :	CA9
Protein Name :	Carbonic anhydrase 9
Human Gene Id :	768
Human Swiss Prot No :	Q16790
Mouse Gene Id :	230099
Mouse Swiss Prot No :	Q8VHB5
Immunogen :	Recombinant protein
Specificity :	This antibody detects endogenous levels of CA IX protein.
Formulation :	The prediluted ready-to-use antibody is diluted in phosphate buffer saline containing stabilizing protein and 0.05% Proclin 300
Source :	Mouse, Monoclonal/IgG
Dilution :	Ready to use for IHC
Purification :	The antibody was affinity-purified from ascites by affinity-chromatography using specific immunogen.
Storage Stability :	2°C to 8°C/1 year

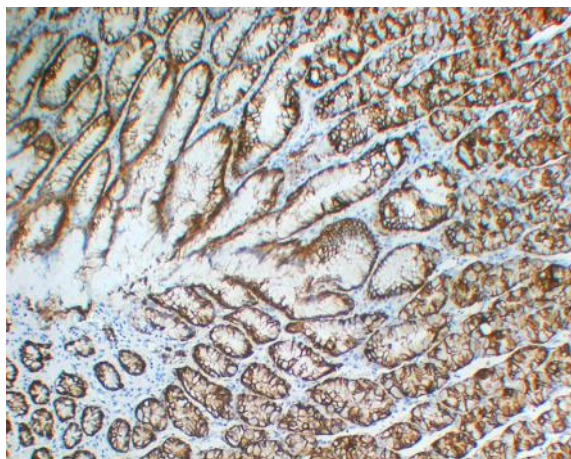
Cell Pathway : Nitrogen metabolism;

Function : catalytic activity: $H(2)CO(3) = CO(2) + H(2)O$.,cofactor:Zinc.,function:Reversible hydration of carbon dioxide. Participates in pH regulation. May be involved in the control of cell proliferation and transformation. Appears to be a novel specific biomarker for a cervical neoplasia.,induction:By hypoxia.,PTM:Asn-346 bears high-mannose type glycan structures.,similarity:Belongs to the alpha-carbonic anhydrase family.,subcellular location:Found on the surface microvilli and in the nucleus, particularly in nucleolus.,subunit:Forms oligomers linked by disulfide bonds.,tissue specificity:Expressed primarily in carcinoma cells lines. Expression is restricted to very few normal tissues and the most abundant expression is found in the epithelial cells of gastric mucosa.,

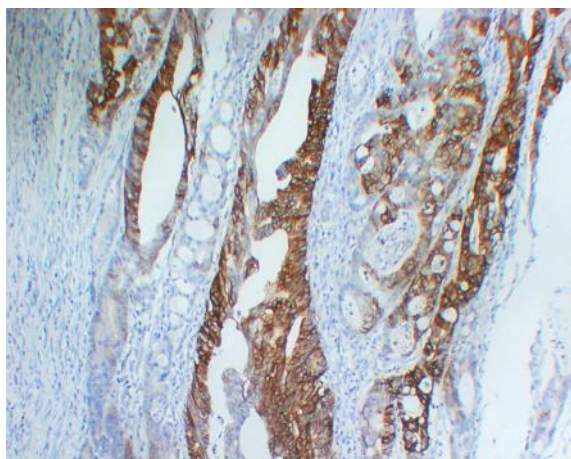
Subcellular Location : Membranous

Expression : Expressed primarily in carcinoma cells lines. Expression is restricted to very few normal tissues and the most abundant expression is found in the epithelial cells of gastric mucosa.

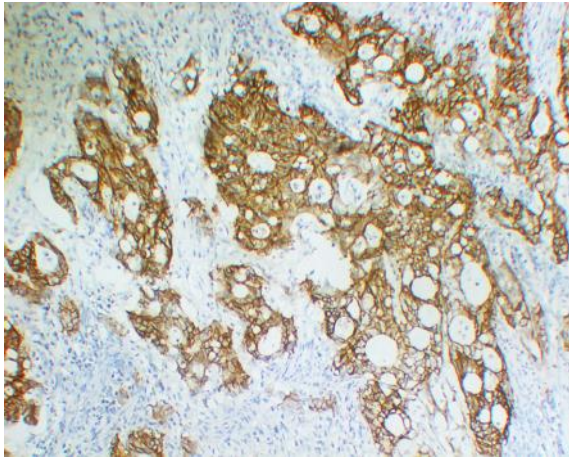
Products Images



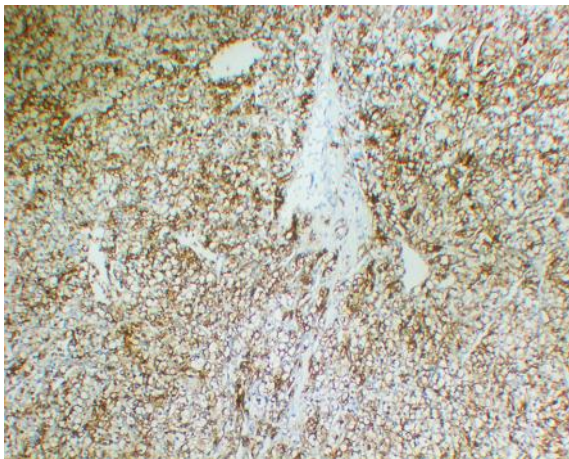
Human stomach tissue was stained with Anti-CA IX (PTR2373) Antibody



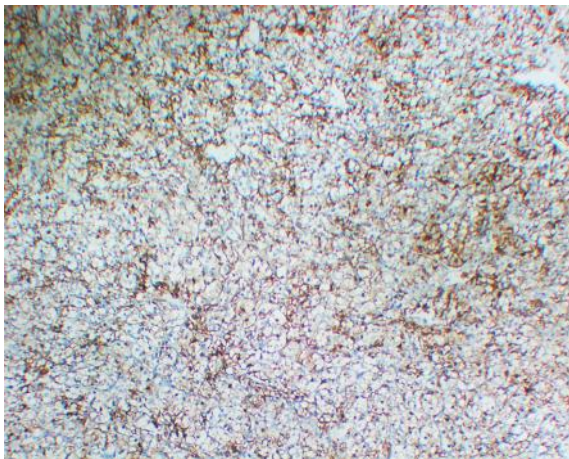
Human colon carcinoma tissue was stained with Anti-CA IX (PTR2373) Antibody



Human colon carcinoma tissue was stained with Anti-CA IX (PTR2373) Antibody



Human renal clear cell carcinoma tissue was stained with Anti-CA IX (PTR2373) Antibody



Human renal clear cell carcinoma tissue was stained with Anti-CA IX (PTR2373) Antibody