

C/EBP ζ Polyclonal Antibody

Catalog No :	YT0559
Reactivity :	Human;Rat;Mouse;
Applications :	WB;IHC;IF;ELISA
Target :	C/EBP ζ
Gene Name :	CEBPZ
Protein Name :	CCAAT/enhancer-binding protein zeta
Human Gene Id :	10153
Human Swiss Prot No :	Q03701
Mouse Swiss Prot No :	P53569
Immunogen :	The antiserum was produced against synthesized peptide derived from human CEBPZ. AA range:1-50
Specificity :	C/EBP ζ Polyclonal Antibody detects endogenous levels of C/EBP ζ protein.
Formulation :	Liquid in PBS containing 50% glycerol, 0.5% BSA and 0.02% sodium azide.
Source :	Polyclonal, Rabbit,IgG
Dilution :	WB 1:500 - 1:2000. IHC 1:100 - 1:300. IF 1:200 - 1:1000. ELISA: 1:20000. Not yet tested in other applications.
Purification :	The antibody was affinity-purified from rabbit antiserum by affinity-chromatography using epitope-specific immunogen.
Concentration :	1 mg/ml
Storage Stability :	-15°C to -25°C/1 year(Do not lower than -25°C)
Observed Band :	120kD

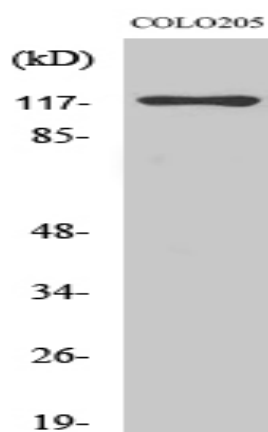
Background : This gene belongs to the CEBP family. The encoded protein plays a role in cellular response to environmental stimuli through a transcriptional process that involves heat shock factors, conserved DNA elements (heat shock elements or HSEs) and CCAAT boxes. The protein acts as a DNA-binding transcriptional activator and regulates the heat-shock protein 70 (HSP70) promoter in a CCAAT-dependent manner. The protein is also involved in cell growth and differentiation, particularly, hematopoietic differentiation. Methylation of the promoter of this gene or mutations within the gene may be correlated with occurrence of acute myeloid leukemia (AML). [provided by RefSeq, Jun 2016],

Function : function:Stimulates transcription from the HSP70 promoter.,similarity:Belongs to the CBF/MAK21 family.,

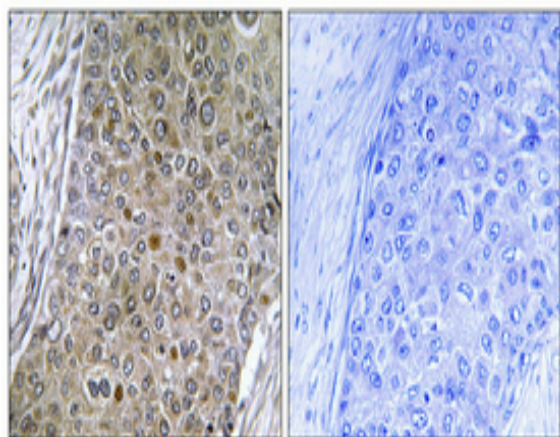
Subcellular Location : Nucleus.

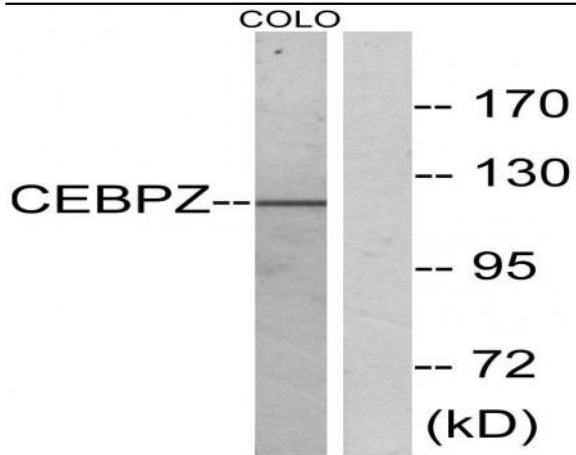
Expression : Epithelium, Testis,

Products Images



Western Blot analysis of various cells using C/EBP ζ Polyclonal Antibody cells nucleus extracted by Minute TM Cytoplasmic and Nuclear Fractionation kit (SC-003, Inventbiotech, MN, USA).





Western blot analysis of lysates from COLO cells, using CEBPZ Antibody. The lane on the right is blocked with the synthesized peptide.