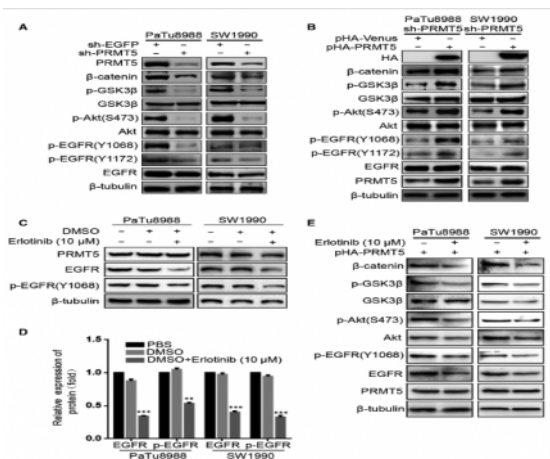


HA-Tag Monoclonal Antibody(1B10)

Catalog No :	YM3003
Reactivity :	Species independent
Applications :	WB;ELISA;IF
Target :	HA-Tag
Gene Name :	HA Tag
Protein Name :	HA-Tag
Immunogen :	Synthetic Peptide of HA-Tag
Specificity :	The antibody detects C-terminal, internal, and N-terminal HA-tag fusion proteins.
Formulation :	PBS, pH 7.4, containing 0.5%BSA, 0.02% sodium azide as Preservative and 50% Glycerol.
Source :	Monoclonal, Mouse
Dilution :	WB 1:5000 IP: 1:200 IF 1:1000;ELISA 1:5000-20000
Purification :	The antibody was affinity-purified from mouse ascites by affinity-chromatography using specific immunogen.
Storage Stability :	-15°C to -25°C/1 year(Do not lower than -25°C)
Background :	Human influenza hemagglutinin (HA) is a surface glycoprotein required for the infectivity of the human virus. The HA tag is derived from the HA-molecule corresponding to amino acids 98-106 has been extensively used as a general epitope tag in expression vectors. Many recombinant proteins have been engineered to express the HA tag, which does not appear to interfere with the bioactivity or the biodistribution of the recombinant protein.
Tag :	orthogonal,ip,hot
Sort :	1


No1 :	Sc-7392
No3 :	ab9110
No4 :	1
Host :	Mouse
Modifications :	Unmodified

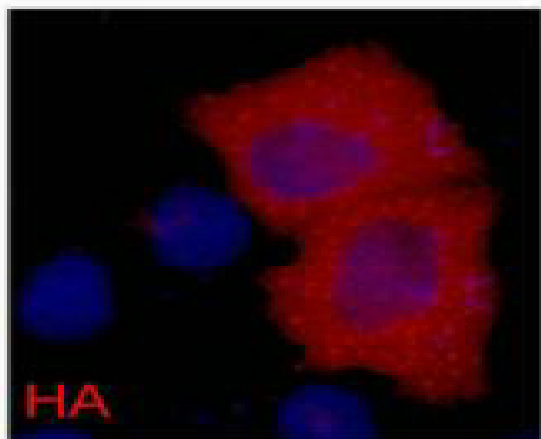
Products Images



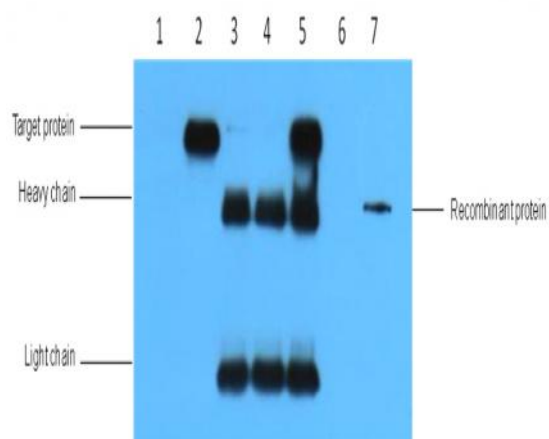
Ge, Lu, et al. "PRMT5 promotes epithelial-mesenchymal transition via EGFR-β-catenin axis in pancreatic cancer cells." *Journal of cellular and molecular medicine* 24.2 (2020): 1969-1979.

0.5ug HA fusion protein+ Primary antibody dilution at 1:10000





IF analysis of 293 cells transfected with a HA-tag protein, 1:2000 dilution (blue DAPI, red anti-HA)



IP antibody use: 5ug HA Mouse IgG1 per ml Lysate, WB 1:5000
 1) untransfected 293 cell lysate 2) transfected 293 cell lysate with HA-tag fusion protein 3) IP (untransfected 293+anti-HA mAb+Protein G agarose) 4) IP (transfected 293+ normal Mouse IgG+Protein G agarose) 5) IP (transfected 293+anti-HA mAb+Protein G agarose) 6) IP (transfected 293+Protein G) 7) Recombinant protein (E.coli)