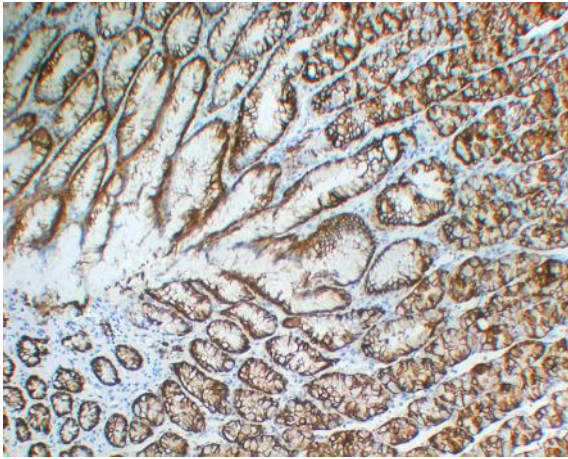


CA IX (PTR2373) mouse mAb (Ready to Use)

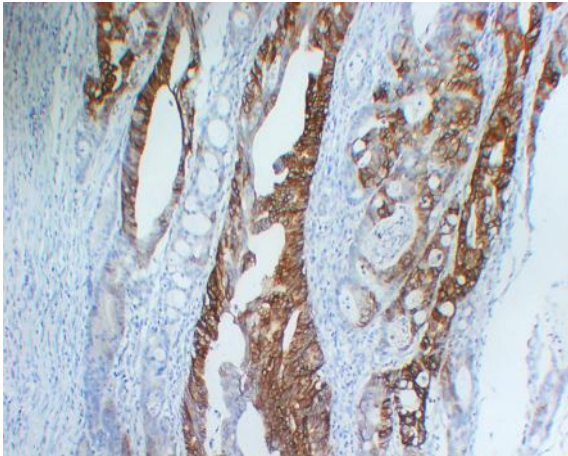
Catalog No :	YM6225R
Reactivity :	Human;
Applications :	IHC
Target :	CA IX
Fields :	>>Nitrogen metabolism;>>Metabolic pathways
Gene Name :	CA9
Protein Name :	Carbonic anhydrase 9
Human Gene Id :	768
Human Swiss Prot No :	Q16790
Mouse Gene Id :	230099
Mouse Swiss Prot No :	Q8VHB5
Immunogen :	Recombinant protein
Specificity :	This antibody detects endogenous levels of CA IX protein.
Formulation :	The prediluted ready-to-use antibody is diluted in phosphate buffer saline containing stabilizing protein and 0.05% Proclin 300
Source :	Mouse, Monoclonal/IgG
Dilution :	Ready to use for IHC
Purification :	The antibody was affinity-purified from ascites by affinity-chromatography using specific immunogen.
Storage Stability :	2°C to 8°C/1 year

Cell Pathway :	Nitrogen metabolism;
Function :	<p>catalytic activity:H(2)CO(3) = CO(2) + H(2)O.,cofactor:Zinc.,function:Reversible hydration of carbon dioxide. Participates in pH regulation. May be involved in the control of cell proliferation and transformation. Appears to be a novel specific biomarker for a cervical neoplasia.,induction:By hypoxia.,PTM:Asn-346 bears high-mannose type glycan structures.,similarity:Belongs to the alpha-carbonic anhydrase family.,subcellular location:Found on the surface microvilli and in the nucleus, particularly in nucleolus.,subunit:Forms oligomers linked by disulfide bonds.,tissue specificity:Expressed primarily in carcinoma cells lines. Expression is restricted to very few normal tissues and the most abundant expression is found in the epithelial cells of gastric mucosa.,</p>
Subcellular Location :	Membranous
Expression :	Expressed primarily in carcinoma cells lines. Expression is restricted to very few normal tissues and the most abundant expression is found in the epithelial cells of gastric mucosa.
Tag :	hot,recombinant,
Sort :	1397
No3 :	ab107257
No4 :	1
Speciality :	IHC antibodies
Host :	Mouse
Modifications :	Unmodified

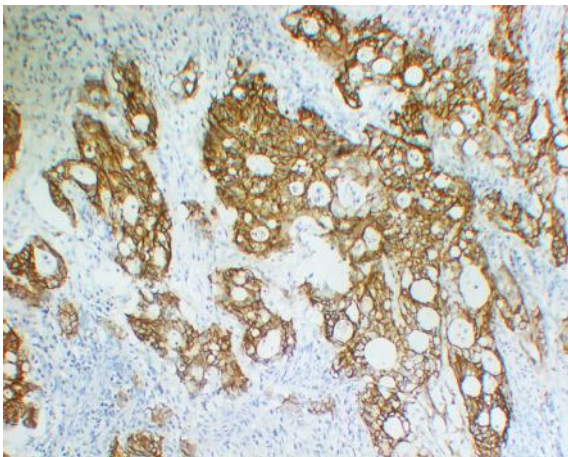
Products Images



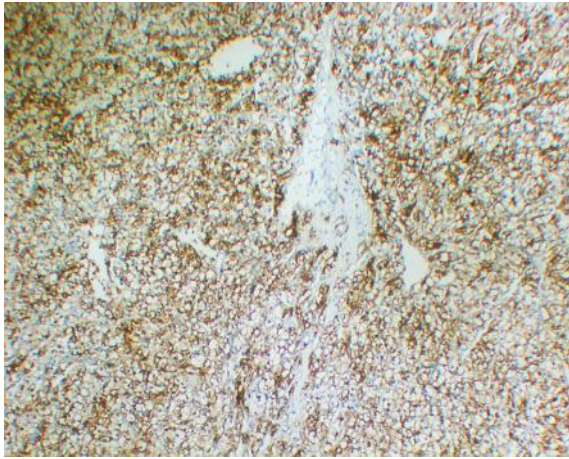
Human stomach tissue was stained with Anti-CA IX (PTR2373) Antibody



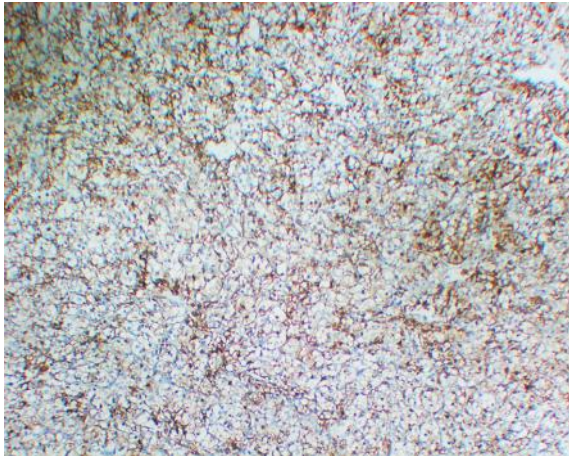
Human colon carcinoma tissue was stained with Anti-CA IX (PTR2373) Antibody



Human colon carcinoma tissue was stained with Anti-CA IX (PTR2373) Antibody



Human renal clear cell carcinoma tissue was stained with Anti-CA IX (PTR2373) Antibody



Human renal clear cell carcinoma tissue was stained with Anti-CA IX (PTR2373) Antibody