

LSD1 Monoclonal Antibody

Catalog No :	YM1059
Reactivity :	Human;Mouse;Bovine;Dog;Pig
Applications :	WB;IHC;IF
Target :	LSD1
Fields :	>>Thermogenesis
Gene Name :	KDM1A
Protein Name :	Lysine-specific histone demethylase 1A
Human Gene Id :	23028
Human Swiss Prot No :	O60341
Mouse Gene Id :	99982
Mouse Swiss Prot No :	Q6ZQ88
Immunogen :	Purified recombinant human LSD1 (N-terminus) protein fragments expressed in E.coli.
Specificity :	LSD1 Monoclonal Antibody detects endogenous levels of LSD1 protein.
Formulation :	Liquid in PBS containing 50% glycerol, 0.5% BSA and 0.02% sodium azide.
Source :	Monoclonal, Mouse
Dilution :	WB 1:1000 - 1:2000. IHC 1:500 - 1:1000. IF 1:100 - 1:500. Not yet tested in other applications.
Purification :	Affinity purification
Concentration :	1 mg/ml

Storage Stability : -15°C to -25°C/1 year(Do not lower than -25°C)

Molecularweight : 93kD

Background : This gene encodes a nuclear protein containing a SWIRM domain, a FAD-binding motif, and an amine oxidase domain. This protein is a component of several histone deacetylase complexes, though it silences genes by functioning as a histone demethylase. Alternative splicing results in multiple transcript variants. [provided by RefSeq, Apr 2009],

Function : cofactor:FAD.,domain:The SWIRN domain may act as an anchor site for a histone tail.,function:Histone demethylase that demethylates 'Lys-4' of histone H3, a specific tag for epigenetic transcriptional activation, thereby acting as a corepressor. Acts by oxidizing the substrate by FAD to generate the corresponding imine that is subsequently hydrolyzed. Demethylates both mono- and di-methylated 'Lys-4' of histone H3. May play a role in the repression of neuronal genes. Alone, it is unable to demethylate H3 'Lys-4' on nucleosomes and requires the presence of RCOR1/CoREST to achieve such activity. May also demethylate 'Lys-9' of histone H3, a specific tag for epigenetic transcriptional repression, thereby leading to derepression of androgen receptor target genes. Demethylates di-methylated 'Lys-370' of p53/TP53 which prevents interaction of p53/TP53 with TP53BP1 and represses p53/TP53-mediate

Subcellular Location : Nucleus .

Expression : Ubiquitously expressed.

Tag : orthogonal

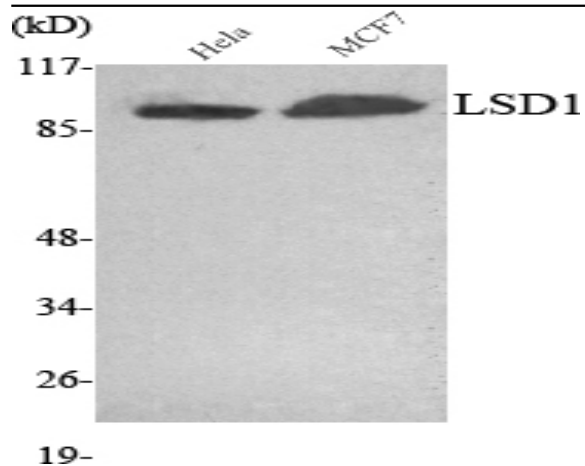
Sort : 9267

No4 : 1

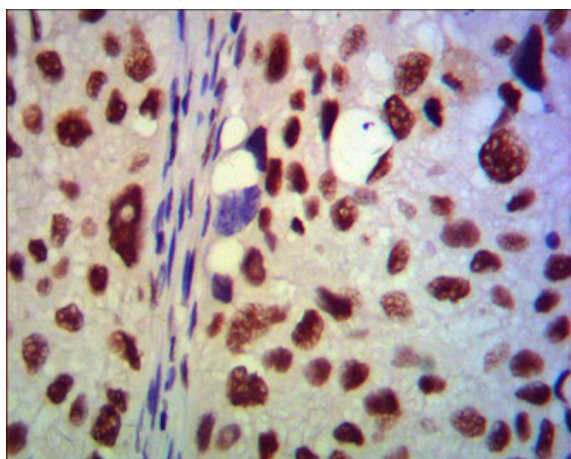
Host : Mouse

Modifications : Unmodified

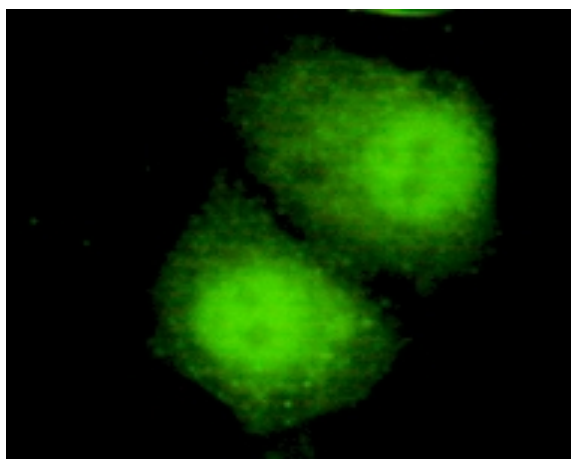
Products Images



Western Blot analysis using LSD1 Monoclonal Antibody against HeLa, MCF7 cell lysate.



Immunohistochemistry analysis of paraffin-embedded human lung cancer using LSD1 Monoclonal Antibody.



Immunofluorescence analysis of HeLa cells using LSD1 Monoclonal Antibody.