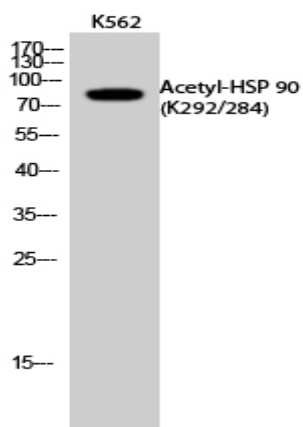


HSP 90 (Acetyl Lys292/284) Polyclonal Antibody

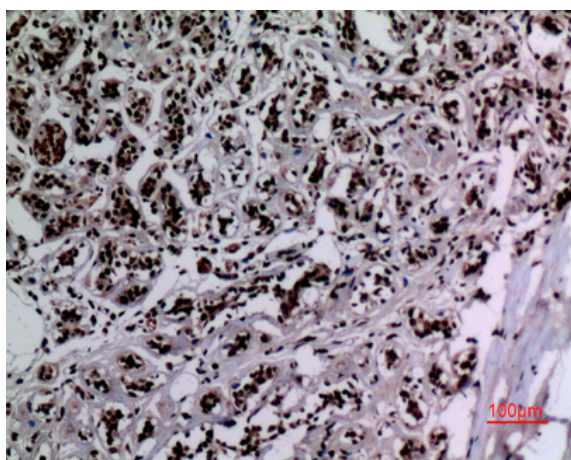
Catalog No :	YK0029
Reactivity :	Human;Mouse;Rat
Applications :	WB;IHC;IF;ELISA
Target :	HSP 90
Fields :	>>Protein processing in endoplasmic reticulum;>>PI3K-Akt signaling pathway;>>Necroptosis;>>Antigen processing and presentation;>>NOD-like receptor signaling pathway;>>IL-17 signaling pathway;>>Th17 cell differentiation;>>Progesterone-mediated oocyte maturation;>>Estrogen signaling pathway;>>Salmonella infection;>>Pathways in cancer;>>Chemical carcinogenesis - receptor activation;>>Prostate cancer;>>Lipid and atherosclerosis;>>Fluid shear stress and atherosclerosis
Gene Name :	HSP90AA1/HSP90AB1
Protein Name :	Heat shock protein HSP 90-alpha/Heat shock protein HSP 90-beta
Human Gene Id :	3326
Human Swiss Prot No :	P07900
Mouse Gene Id :	15519
Mouse Swiss Prot No :	P07901
Rat Gene Id :	299331
Rat Swiss Prot No :	P82995
Immunogen :	The antiserum was produced against synthesized Acetyl-peptide derived from human HSP90A/B around the Acetylation site of Lys292/284. AA range:251-300
Specificity :	Acetyl-HSP 90 (K292/284) Polyclonal Antibody detects endogenous levels of HSP 90 protein only when acetylated at K292/284. Liquid in PBS containing 50% glycerol, 0.5% BSA and 0.02% sodium azide.

Formulation :	Polyclonal, Rabbit,IgG
Dilution :	WB 1:500 - 1:2000. IHC: 1:100-300 ELISA: 1:20000.. IF 1:50-200
Purification :	The antibody was affinity-purified from rabbit antiserum by affinity-chromatography using epitope-specific immunogen.
Concentration :	1 mg/ml
Storage Stability :	-15°C to -25°C/1 year(Do not lower than -25°C)
Observed Band :	85kD
Cell Pathway :	Antigen processing and presentation;NOD-like receptor;Progesterone-mediated oocyte maturation;Pathways in cancer;Prostate cancer;
Background :	The protein encoded by this gene is an inducible molecular chaperone that functions as a homodimer. The encoded protein aids in the proper folding of specific target proteins by use of an ATPase activity that is modulated by co-chaperones. Two transcript variants encoding different isoforms have been found for this gene. [provided by RefSeq, Jan 2012],
Function :	caution:Despite classification as a pseudogene, the existence of this protein is supported by unambiguous mass spectrometry evidence.,function:Molecular chaperone.,function:Molecular chaperone. Has ATPase activity.,similarity:Belongs to the heat shock protein 90 family.,subcellular location:Identified by mass spectrometry in melanosome fractions from stage I to stage IV.,subunit:Homodimer. Interacts with AHSA1, SMYD3 and TOM34. Interacts with FNIP1 and HSF1.,
Subcellular Location :	Nucleus . Cytoplasm . Melanosome . Cell membrane . Mitochondrion . Identified by mass spectrometry in melanosome fractions from stage I to stage IV.
Expression :	Adult brain,Brain,Brain cortex,Breast,Cajal-Retzius
Sort :	7878
No4 :	1
Host :	Rabbit
Modifications :	Acetyl

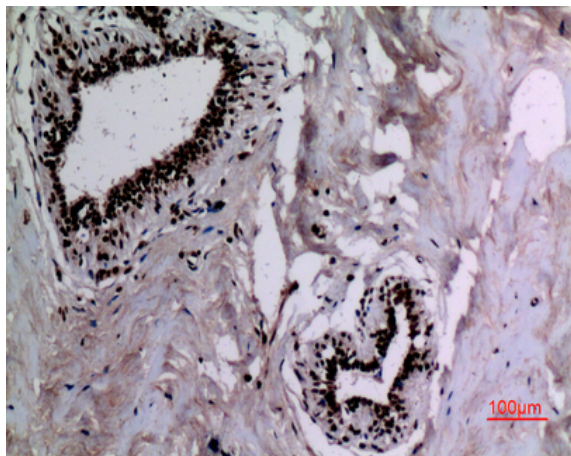
Products Images



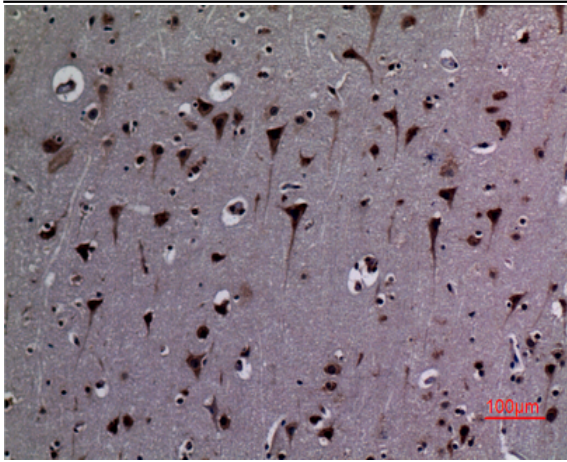
Western Blot analysis of K562 cells using Acetyl-HSP 90 (K292/284) Polyclonal Antibody. Secondary antibody(catalog#:RS0002) was diluted at 1:20000



Immunohistochemical analysis of paraffin-embedded human-breast, antibody was diluted at 1:100



Immunohistochemical analysis of paraffin-embedded human-breast, antibody was diluted at 1:100



Immunohistochemical analysis of paraffin-embedded human-brain, antibody was diluted at 1:100