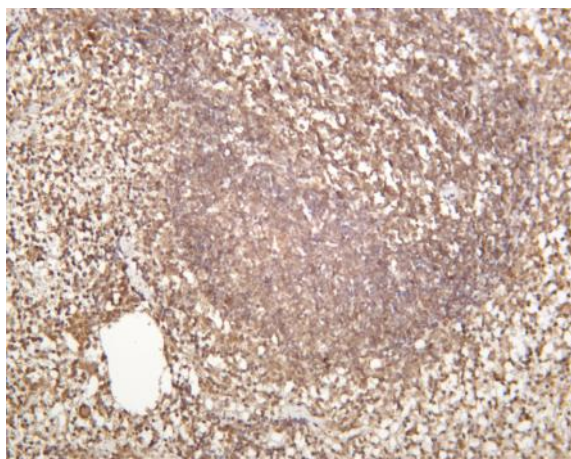


Stromal Interaction Molecule 1 (PT0172R) PT® Rabbit mAb

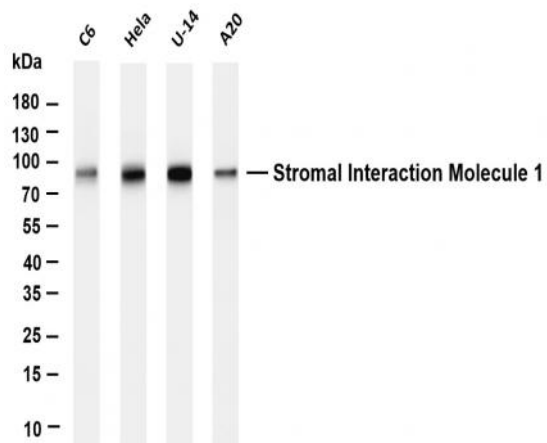
Catalog No :	YM8105
Reactivity :	Human; Mouse; Rat;
Applications :	WB;IHC;IF;IP;ELISA
Protein Name :	STIM1 GOK
Sequence :	Stromal interaction molecule 1
Human Gene Id :	6786
Human Swiss Prot No :	Q13586
Mouse Gene Id :	20866
Mouse Swiss Prot No :	P70302
Rat Gene Id :	361618
Rat Swiss Prot No :	P84903
Specificity :	endogenous
Formulation :	PBS, 50% glycerol, 0.05% Proclin 300, 0.05%BSA
Source :	Monoclonal, rabbit, IgG, Kappa
Dilution :	IHC 1:200-1:1000,WB 1:1000-1:5000,IF 1:200-1:1000,ELISA 1:5000-1:20000,IP 1:50-1:200,
Purification :	Protein A
Storage Stability :	-15°C to -25°C/1 year(Do not lower than -25°C)
Molecularweight :	77kD

Observed Band :	77kD
Function :	Plays a role in mediating store-operated Ca(2+) entry (SOCE), a Ca(2+) influx following depletion of intracellular Ca(2+) stores . Acts as Ca(2+) sensor in the endoplasmic reticulum via its EF-hand domain. Upon Ca(2+) depletion, translocates from the endoplasmic reticulum to the plasma membrane where it activates the Ca(2+) release-activated Ca(2+) (CRAC) channel subunit ORAI1 . Involved in enamel formation . Activated following interaction with STIMATE, leading to promote STIM1 conformational switch .
Subcellular Location :	Membrane
Expression :	Ubiquitously expressed in various human primary cells and tumor cell lines.
Tag :	hot,recombinant
Sort :	999
No4 :	1
Host :	Rabbit
Modifications :	Unmodified

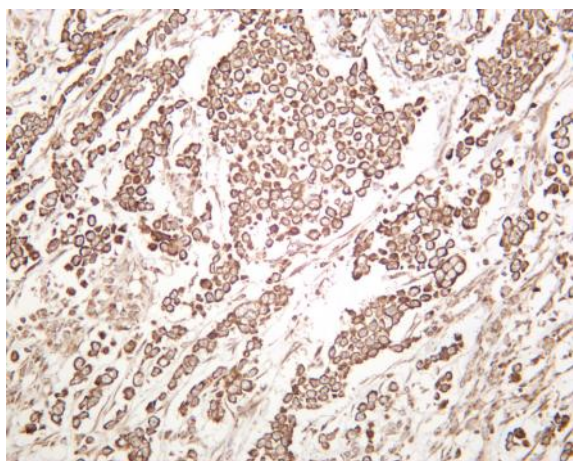
Products Images



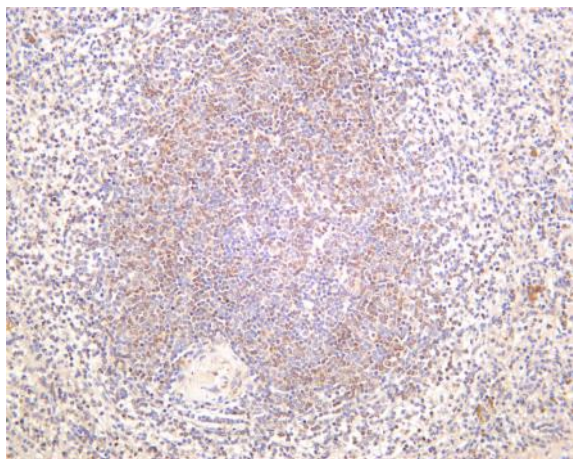
Mouse spleen was stained with anti-Stromal Interaction Molecule 1 (PT0172R) rabbit antibody



Various whole cell lysates were separated by 4-20% SDS-PAGE, and the membrane was blotted with anti-Stromal Interaction Molecule 1 (PT0172R) antibody. The HRP-conjugated Goat anti-Rabbit IgG(H + L) antibody was used to detect the antibody. Lane 1: C6 Lane 2: HeLa Lane 3: U-14 Lane 4: A20 Predicted band size: 77kDa Observed band size: 77kDa



Human breast was stained with anti-Stromal Interaction Molecule 1 (PT0172R) rabbit antibody



Human spleen was stained with anti-Stromal Interaction Molecule 1 (PT0172R) rabbit antibody