

PREP Polyclonal Antibody

Catalog No :	YT5132
Reactivity :	Human;Mouse;Rat
Applications :	WB;IHC;IF;ELISA
Target :	PREP
Gene Name :	PREP
Protein Name :	Prolyl endopeptidase
Human Gene Id :	5550
Human Swiss Prot No :	Q8N6D4
Immunogen :	Synthesized peptide derived from PREP . at AA range: 10-90
Specificity :	PREP Polyclonal Antibody detects endogenous levels of PREP protein.
Formulation :	Liquid in PBS containing 50% glycerol, 0.5% BSA and 0.02% sodium azide.
Source :	Polyclonal, Rabbit,IgG
Dilution :	WB 1:500 - 1:2000. IHC: 1:100-300 ELISA: 1:20000.. IF 1:50-200
Purification :	The antibody was affinity-purified from rabbit antiserum by affinity-chromatography using epitope-specific immunogen.
Concentration :	1 mg/ml
Storage Stability :	-15 °C to -25 °C/1 year(Do not lower than -25 °C)
Observed Band :	80kD
Background :	The protein encoded by this gene is a cytosolic prolyl endopeptidase that cleaves peptide bonds on the C-terminal side of prolyl residues within peptides that are up to approximately 30 amino acids long. Prolyl endopeptidases have

been reported to be involved in the maturation and degradation of peptide hormones and neuropeptides. [provided by RefSeq, Jul 2008],

Function :

catalytic activity:Hydrolysis of Pro-|-Xaa >> Ala-|-Xaa in oligopeptides.,function:Cleaves peptide bonds on the C-terminal side of prolyl residues within peptides that are up to approximately 30 amino acids long.,PTM:The N-terminus is blocked.,similarity:Belongs to the peptidase S9A family.,subunit:Monomer.,

Subcellular Location :

nucleus,cytoplasm,membrane,

Expression :

Blood,Brain,Lymphocyte,Skin,

Sort :

13005

No4 :

1


Host :

Rabbit

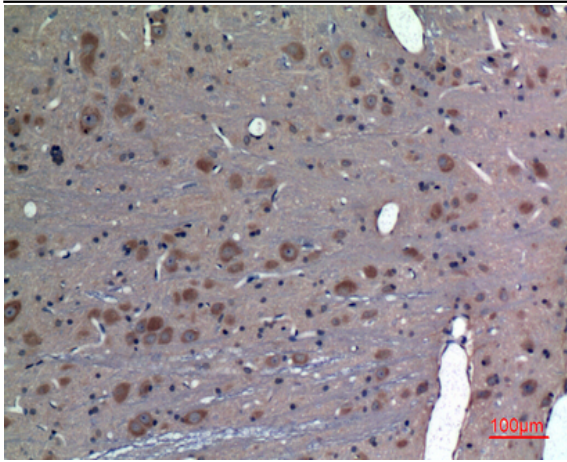
Modifications :

Unmodified

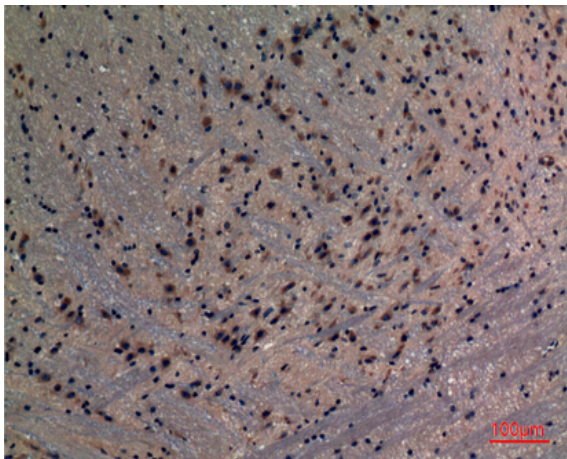
Products Images



Western Blot analysis of Jurkat cells using PREP Polyclonal Antibody. Secondary antibody(catalog#:RS0002) was diluted at 1:20000



Immunohistochemical analysis of paraffin-embedded rat-brain, antibody was diluted at 1:100



Immunohistochemical analysis of paraffin-embedded mouse-brain, antibody was diluted at 1:100