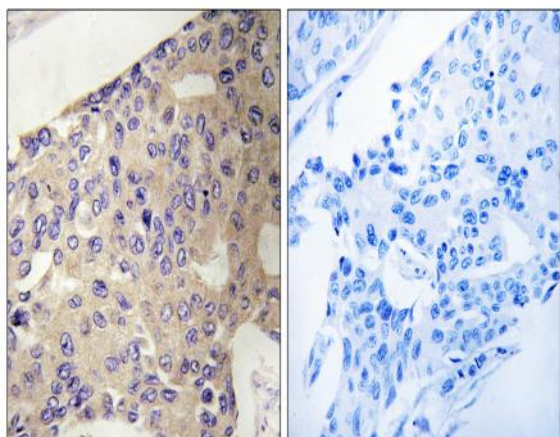


Peroxin 10 Polyclonal Antibody

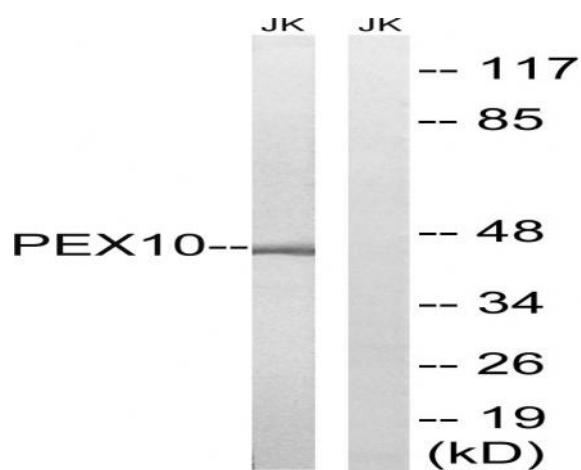
Catalog No :	YT3670
Reactivity :	Human;Mouse
Applications :	WB;IHC;IF;ELISA
Target :	Peroxin 10
Fields :	>>Peroxisome
Gene Name :	PEX10
Protein Name :	Peroxisome biogenesis factor 10
Human Gene Id :	5192
Human Swiss Prot No :	O60683
Mouse Swiss Prot No :	B1AUE5
Immunogen :	The antiserum was produced against synthesized peptide derived from human PEX10. AA range:183-232
Specificity :	Peroxin 10 Polyclonal Antibody detects endogenous levels of Peroxin 10 protein.
Formulation :	Liquid in PBS containing 50% glycerol, 0.5% BSA and 0.02% sodium azide.
Source :	Polyclonal, Rabbit,IgG
Dilution :	WB 1:500 - 1:2000. IHC 1:100 - 1:300. ELISA: 1:40000.. IF 1:50-200
Purification :	The antibody was affinity-purified from rabbit antiserum by affinity-chromatography using epitope-specific immunogen.
Concentration :	1 mg/ml
Storage Stability :	-15°C to -25°C/1 year(Do not lower than -25°C)

Observed Band :	45kD
Background :	<p>peroxisomal biogenesis factor 10(PEX10) Homo sapiens This gene encodes a protein involved in import of peroxisomal matrix proteins. This protein localizes to the peroxisomal membrane. Mutations in this gene result in phenotypes within the Zellweger spectrum of peroxisomal biogenesis disorders, ranging from neonatal adrenoleukodystrophy to Zellweger syndrome. Alternative splicing results in two transcript variants encoding different isoforms. [provided by RefSeq, Jul 2008],</p>
Function :	<p>disease:Defects in PEX10 are a cause of adrenoleukodystrophy neonatal (NALD) [MIM:202370]. NALD is a peroxisome biogenesis disorder (PBD) characterized by the accumulation of very long-chain fatty acids, adrenal insufficiency and mental retardation.,disease:Defects in PEX10 are a cause of Zellweger syndrome (ZWS) [MIM:214100]. ZWS is a fatal peroxisome biogenesis disorder characterized by dysmorphic facial features, hepatomegaly, ocular abnormalities, renal cysts, hearing impairment, profound psychomotor retardation, severe hypotonia and neonatal seizures. Death occurs within the first year of life.,disease:Defects in PEX10 are the cause of peroxisome biogenesis disorder complementation group 7 (PBD-CG7) [MIM:602859]; also known as PBD-CGB. PBD refers to a group of peroxisomal disorders arising from a failure of protein import into the peroxisomal membrane or matrix. The PBD group is com</p>
Subcellular Location :	Peroxisome membrane ; Peripheral membrane protein .
Expression :	Brain,Lung,
Sort :	11837
No4 :	1
Host :	Rabbit
Modifications :	Unmodified


Products Images



Immunohistochemistry analysis of paraffin-embedded human breast carcinoma tissue, using PEX10 Antibody. The picture on the right is blocked with the synthesized peptide.



Western blot analysis of lysates from Jurkat cells, using PEX10 Antibody. The lane on the right is blocked with the synthesized peptide.



Western blot analysis of the lysates from 293 cells using PEX10 antibody.