


Olfactory receptor 5AR1 Polyclonal Antibody

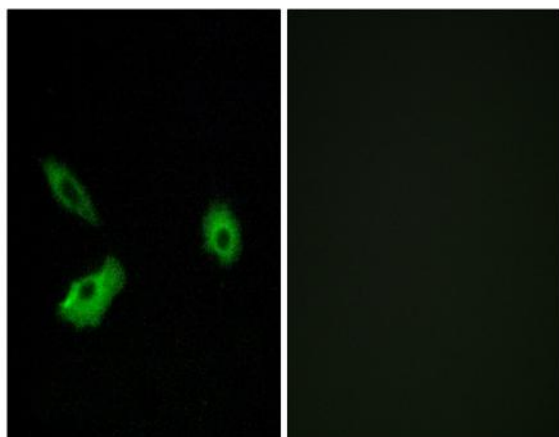
Catalog No :	YT3395
Reactivity :	Human;Rat;Mouse;
Applications :	WB;IF;ELISA
Target :	Olfactory receptor 5AR1
Fields :	>>Olfactory transduction
Gene Name :	OR5AR1
Protein Name :	Olfactory receptor 5AR1
Human Gene Id :	219493
Human Swiss Prot No :	Q8NGP9
Immunogen :	The antiserum was produced against synthesized peptide derived from human OR5AR1. AA range:239-288
Specificity :	Olfactory receptor 5AR1 Polyclonal Antibody detects endogenous levels of Olfactory receptor 5AR1 protein.
Formulation :	Liquid in PBS containing 50% glycerol, 0.5% BSA and 0.02% sodium azide.
Source :	Polyclonal, Rabbit,IgG
Dilution :	WB 1:500 - 1:2000. IF 1:200 - 1:1000. ELISA: 1:10000. Not yet tested in other applications.
Purification :	The antibody was affinity-purified from rabbit antiserum by affinity-chromatography using epitope-specific immunogen.
Concentration :	1 mg/ml
Storage Stability :	-15°C to -25°C/1 year(Do not lower than -25°C)

Observed Band :	35kD
Cell Pathway :	Olfactory transduction;
Background :	Olfactory receptors interact with odorant molecules in the nose, to initiate a neuronal response that triggers the perception of a smell. The olfactory receptor proteins are members of a large family of G-protein-coupled receptors (GPCR) arising from single coding-exon genes. Olfactory receptors share a 7-transmembrane domain structure with many neurotransmitter and hormone receptors and are responsible for the recognition and G protein-mediated transduction of odorant signals. The olfactory receptor gene family is the largest in the genome. The nomenclature assigned to the olfactory receptor genes and proteins for this organism is independent of other organisms. This olfactory receptor gene is a segregating pseudogene, where some individuals have an allele that encodes a functional olfactory receptor, while other individuals have an allele encoding a
Function :	function:Odorant receptor .,polymorphism:A stop codon in the gene coding for this protein at position Gln-19 is responsible for functional diversity thus producing a pseudogene.,similarity:Belongs to the G-protein coupled receptor 1 family.,
Subcellular Location :	Cell membrane; Multi-pass membrane protein.
Sort :	11224
No4 :	1
Host :	Rabbit
Modifications :	Unmodified

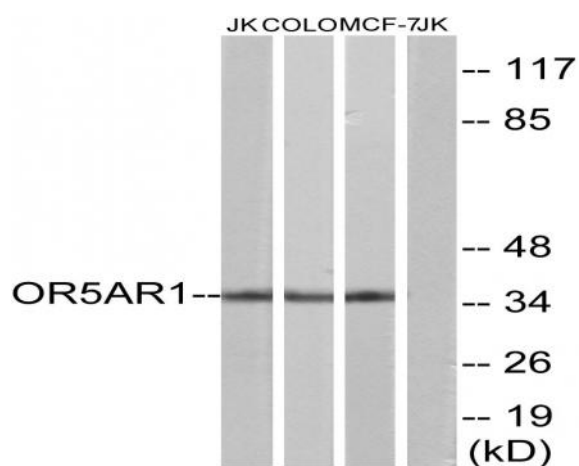
Products Images




Western Blot analysis of Jurkat cells using Olfactory receptor 5AR1 Polyclonal Antibody



Immunofluorescence analysis of A549 cells, using OR5AR1 Antibody. The picture on the right is blocked with the synthesized peptide.



Western blot analysis of lysates from Jurkat, COLO, and MCF-7 cells, using OR5AR1 Antibody. The lane on the right is blocked with the synthesized peptide.



Western blot analysis of the lysates from HepG2 cells using OR5AR1 antibody.