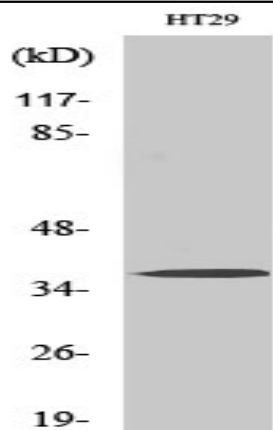


Olfactory receptor 51B2 Polyclonal Antibody

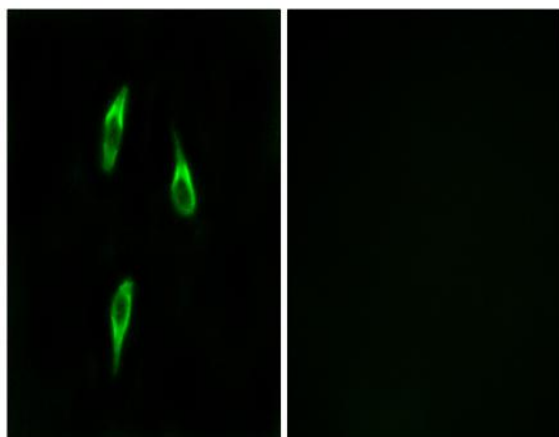
Catalog No :	YT3359
Reactivity :	Human;Rat;Mouse;
Applications :	WB;IF;ELISA
Target :	Olfactory receptor 51B2
Fields :	>>Olfactory transduction
Gene Name :	OR51B2
Protein Name :	Olfactory receptor 51B2
Human Gene Id :	79345
Human Swiss Prot No :	Q9Y5P1
Immunogen :	The antiserum was produced against synthesized peptide derived from human OR51B2. AA range:196-245
Specificity :	Olfactory receptor 51B2 Polyclonal Antibody detects endogenous levels of Olfactory receptor 51B2 protein.
Formulation :	Liquid in PBS containing 50% glycerol, 0.5% BSA and 0.02% sodium azide.
Source :	Polyclonal, Rabbit,IgG
Dilution :	WB 1:500 - 1:2000. IF 1:200 - 1:1000. ELISA: 1:10000. Not yet tested in other applications.
Purification :	The antibody was affinity-purified from rabbit antiserum by affinity-chromatography using epitope-specific immunogen.
Concentration :	1 mg/ml
Storage Stability :	-15°C to -25°C/1 year(Do not lower than -25°C)

Observed Band :	38kD
Cell Pathway :	Olfactory transduction;
Background :	<p>Olfactory receptors interact with odorant molecules in the nose, to initiate a neuronal response that triggers the perception of a smell. The olfactory receptor proteins are members of a large family of G-protein-coupled receptors (GPCR) arising from single coding-exon genes. Olfactory receptors share a 7-transmembrane domain structure with many neurotransmitter and hormone receptors and are responsible for the recognition and G protein-mediated transduction of odorant signals. The olfactory receptor gene family is the largest in the genome. The nomenclature assigned to the olfactory receptor genes and proteins for this organism is independent of other organisms. This olfactory receptor gene is a segregating pseudogene, where some individuals have an allele that encodes a functional olfactory receptor, while other individuals have an allele encoding a</p>
Function :	function:Odorant receptor .,similarity:Belongs to the G-protein coupled receptor 1 family.,
Subcellular Location :	Cell membrane; Multi-pass membrane protein.
Expression :	Brain,
Sort :	11188
No4 :	1
Host :	Rabbit
Modifications :	Unmodified

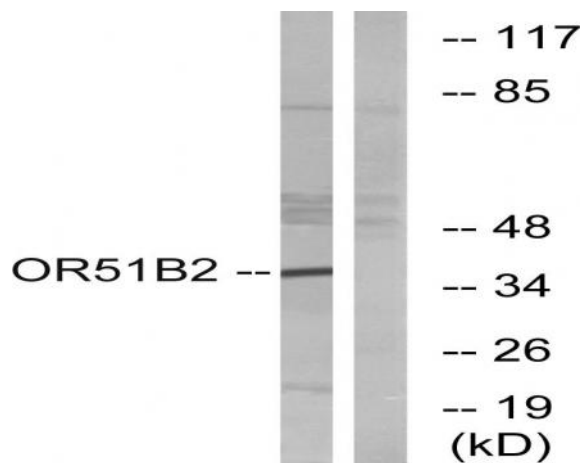
Products Images



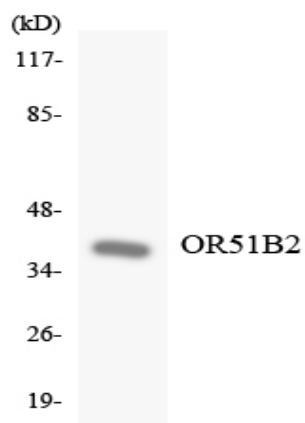
Western Blot analysis of various cells using Olfactory receptor 51B2 Polyclonal Antibody diluted at 1:500



Immunofluorescence analysis of LOVO cells, using OR51B2 Antibody. The picture on the right is blocked with the synthesized peptide.



Western blot analysis of lysates from HT-29 cells, using OR51B2 Antibody. The lane on the right is blocked with the synthesized peptide.



Western blot analysis of the lysates from K562 cells using OR51B2 antibody.