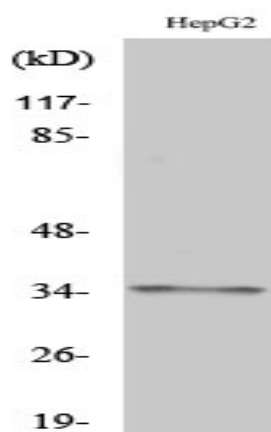


Olfactory receptor 2AG1/2 Polyclonal Antibody

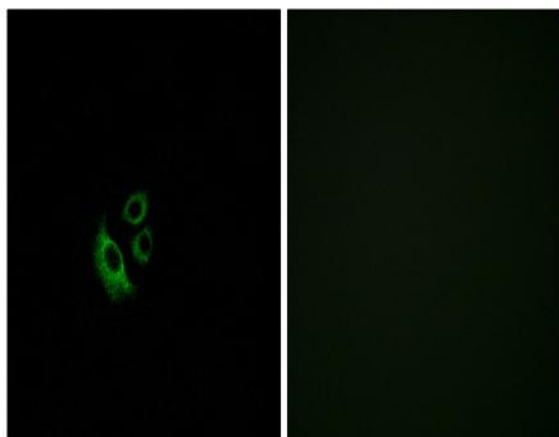
Catalog No :	YT3294
Reactivity :	Human;Rat;Mouse;
Applications :	WB;IF;ELISA
Target :	Olfactory receptor 2AG1/2
Fields :	>>Olfactory transduction
Gene Name :	OR2AG1/OR2AG2
Protein Name :	Olfactory receptor 2AG1/2
Human Gene Id :	144125/338755
Human Swiss Prot No :	Q9H205/A6NM03
Immunogen :	The antiserum was produced against synthesized peptide derived from human OR2AG1/2AG2. AA range:61-110
Specificity :	Olfactory receptor 2AG1/2 Polyclonal Antibody detects endogenous levels of Olfactory receptor 2AG1/2 protein.
Formulation :	Liquid in PBS containing 50% glycerol, 0.5% BSA and 0.02% sodium azide.
Source :	Polyclonal, Rabbit,IgG
Dilution :	WB 1:500 - 1:2000. IF 1:200 - 1:1000. ELISA: 1:10000. Not yet tested in other applications.
Purification :	The antibody was affinity-purified from rabbit antiserum by affinity-chromatography using epitope-specific immunogen.
Concentration :	1 mg/ml
Storage Stability :	-15°C to -25°C/1 year(Do not lower than -25°C)

Observed Band :	35kD
Cell Pathway :	Olfactory transduction;
Background :	Olfactory receptors interact with odorant molecules in the nose, to initiate a neuronal response that triggers the perception of a smell. The olfactory receptor proteins are members of a large family of G-protein-coupled receptors (GPCR) arising from single coding-exon genes. Olfactory receptors share a 7-transmembrane domain structure with many neurotransmitter and hormone receptors and are responsible for the recognition and G protein-mediated transduction of odorant signals. The olfactory receptor gene family is the largest in the genome. The nomenclature assigned to the olfactory receptor genes and proteins for this organism is independent of other organisms. This olfactory receptor gene is a segregating pseudogene, where some individuals have an allele that encodes a functional olfactory receptor, while other individuals have an allele encoding a
Function :	function:Odorant receptor .,similarity:Belongs to the G-protein coupled receptor 1 family.,
Subcellular Location :	Cell membrane; Multi-pass membrane protein.
Sort :	11123
No4 :	1
Host :	Rabbit
Modifications :	Unmodified

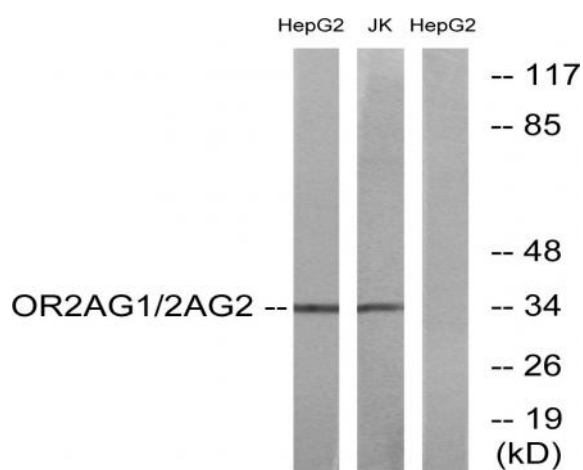
Products Images




Western Blot analysis of various cells using Olfactory receptor 2AG1/2 Polyclonal Antibody



Immunofluorescence analysis of A549 cells, using OR2AG1/2AG2 Antibody. The picture on the right is blocked with the synthesized peptide.



Western blot analysis of lysates from HepG2 and Jurkat cells, using OR2AG1/2AG2 Antibody. The lane on the right is blocked with the synthesized peptide.



Western blot analysis of the lysates from HT-29 cells using OR2AG1/2 antibody.