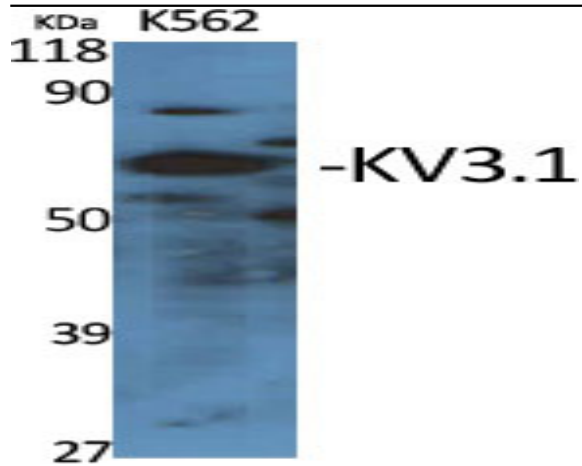


KV3.1 Polyclonal Antibody

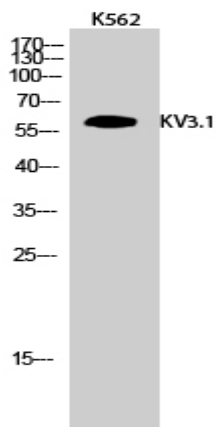
Catalog No :	YT2510
Reactivity :	Human;Mouse;Rat
Applications :	WB;IHC;IF;ELISA
Target :	KV3.1
Gene Name :	KCNC1
Protein Name :	Potassium voltage-gated channel subfamily C member 1
Human Gene Id :	3746
Human Swiss Prot No :	P48547
Mouse Gene Id :	16502
Mouse Swiss Prot No :	P15388
Rat Gene Id :	25327
Rat Swiss Prot No :	P25122
Immunogen :	Synthesized peptide derived from KV3.1 . at AA range: 190-270
Specificity :	KV3.1 Polyclonal Antibody detects endogenous levels of KV3.1 protein.
Formulation :	Liquid in PBS containing 50% glycerol, 0.5% BSA and 0.02% sodium azide.
Source :	Polyclonal, Rabbit,IgG
Dilution :	WB 1:500 - 1:2000. IHC 1:100 - 1:300. ELISA: 1:5000.. IF 1:50-200
Purification :	The antibody was affinity-purified from rabbit antiserum by affinity-chromatography using epitope-specific immunogen.

Concentration :	1 mg/ml
Storage Stability :	-15°C to -25°C/1 year(Do not lower than -25°C)
Observed Band :	60kD
Background :	This gene encodes a member of a family of integral membrane proteins that mediate the voltage-dependent potassium ion permeability of excitable membranes. Alternative splicing is thought to result in two transcript variants encoding isoforms that differ at their C-termini. These isoforms have had conflicting names in the literature: the longer isoform has been called both "b" and "alpha", while the shorter isoform has been called both "a" and "beta" (PMIDs 1432046, 12091563). [provided by RefSeq, Oct 2014],
Function :	domain:The segment S4 is probably the voltage-sensor and is characterized by a series of positively charged amino acids at every third position.,domain:The tail may be important in modulation of channel activity and/or targeting of the channel to specific subcellular compartments.,function:Mediates the voltage-dependent potassium ion permeability of excitable membranes. Assuming opened or closed conformations in response to the voltage difference across the membrane, the protein forms a potassium-selective channel through which potassium ions may pass in accordance with their electrochemical gradient.,similarity:Belongs to the potassium channel family. C (Shaw) subfamily.,subunit:Heteromultimer with KCNG3, KCNG4 and KCNV2.,
Subcellular Location :	Cell membrane ; Multi-pass membrane protein . Cell projection, axon . Cell junction, synapse, presynaptic cell membrane . Localizes in parallel fiber membranes, distributed on the perisynaptic and extrasynaptic membranes away from the active zones. .
Expression :	PCR rescued clones,
Sort :	9063
No4 :	1
Host :	Rabbit
Modifications :	Unmodified

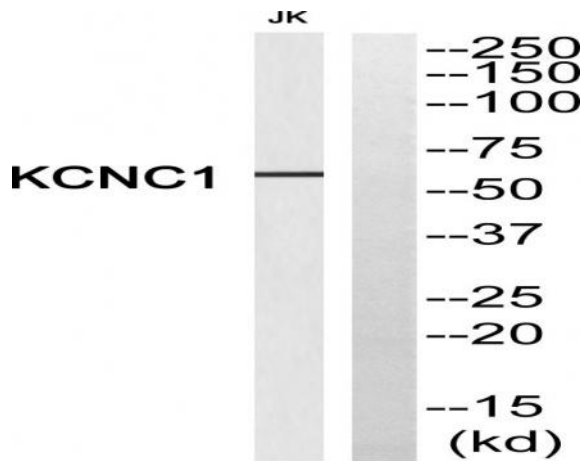
Products Images



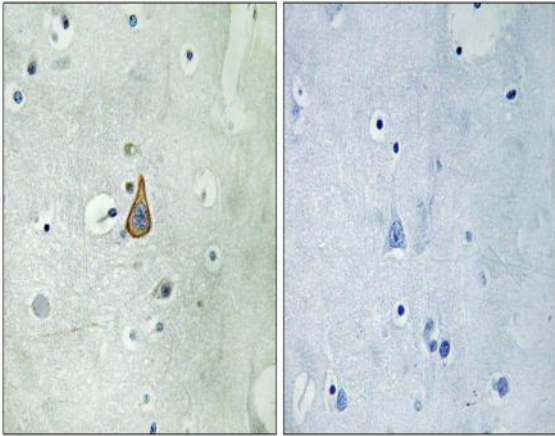
Western Blot analysis of various cells using KV3.1 Polyclonal Antibody



Western Blot analysis of K562 cells using KV3.1 Polyclonal Antibody



Western blot analysis of KCNC1 Antibody. The lane on the right is blocked with the KCNC1 peptide.



Immunohistochemistry analysis of paraffin-embedded human brain, using KCNC1 Antibody. The lane on the right is blocked with the KCNC1 peptide.