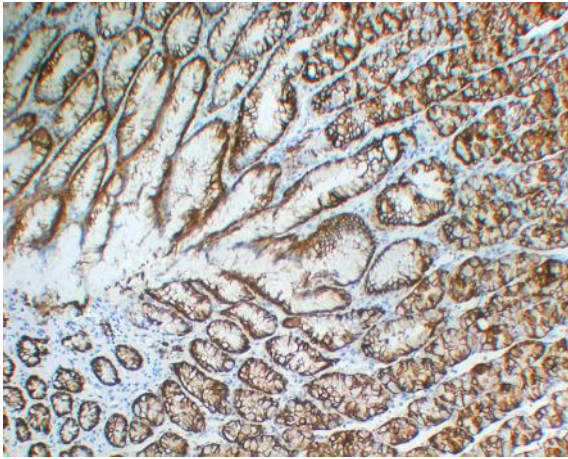


## CA IX (PTR2373) mouse mAb (Ready to Use)

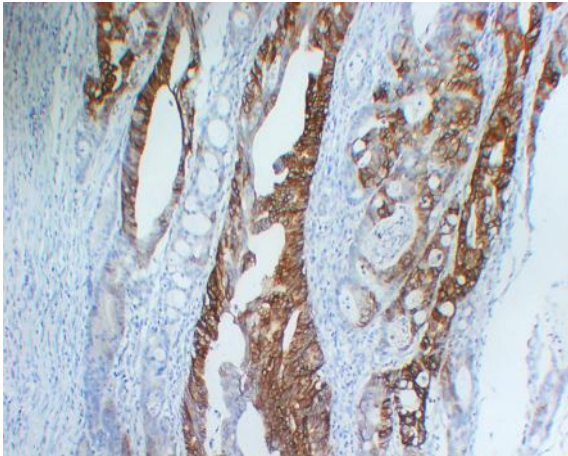
<b>Catalog No :</b>	YM6225R
<b>Reactivity :</b>	Human;
<b>Applications :</b>	IHC
<b>Target :</b>	CA IX
<b>Fields :</b>	>>Nitrogen metabolism;>>Metabolic pathways
<b>Gene Name :</b>	CA9
<b>Protein Name :</b>	Carbonic anhydrase 9
<b>Human Gene Id :</b>	768
<b>Human Swiss Prot No :</b>	Q16790
<b>Mouse Gene Id :</b>	230099
<b>Mouse Swiss Prot No :</b>	Q8VHB5
<b>Immunogen :</b>	Recombinant protein
<b>Specificity :</b>	This antibody detects endogenous levels of CA IX protein.
<b>Formulation :</b>	The prediluted ready-to-use antibody is diluted in phosphate buffer saline containing stabilizing protein and 0.05% Proclin 300
<b>Source :</b>	Mouse, Monoclonal/IgG
<b>Dilution :</b>	Ready to use for IHC
<b>Purification :</b>	The antibody was affinity-purified from ascites by affinity-chromatography using specific immunogen.
<b>Storage Stability :</b>	2°C to 8°C/1 year

<b>Cell Pathway :</b>	Nitrogen metabolism;
<b>Function :</b>	catalytic activity:H(2)CO(3) = CO(2) + H(2)O.,cofactor:Zinc.,function:Reversible hydration of carbon dioxide. Participates in pH regulation. May be involved in the control of cell proliferation and transformation. Appears to be a novel specific biomarker for a cervical neoplasia.,induction:By hypoxia.,PTM:Asn-346 bears high-mannose type glycan structures.,similarity:Belongs to the alpha-carbonic anhydrase family.,subcellular location:Found on the surface microvilli and in the nucleus, particularly in nucleolus.,subunit:Forms oligomers linked by disulfide bonds.,tissue specificity:Expressed primarily in carcinoma cells lines. Expression is restricted to very few normal tissues and the most abundant expression is found in the epithelial cells of gastric mucosa.,
<b>Subcellular Location :</b>	Membranous
<b>Expression :</b>	Expressed primarily in carcinoma cells lines. Expression is restricted to very few normal tissues and the most abundant expression is found in the epithelial cells of gastric mucosa.
<b>Tag :</b>	hot,recombinant,
<b>Sort :</b>	1397
<b>No3 :</b>	ab107257
<b>No4 :</b>	1
<b>Speciality :</b>	IHC antibodies
<b>Host :</b>	Mouse
<b>Modifications :</b>	Unmodified

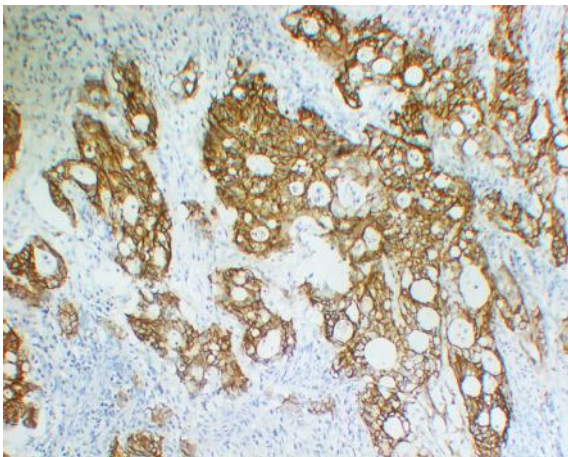
## Products Images



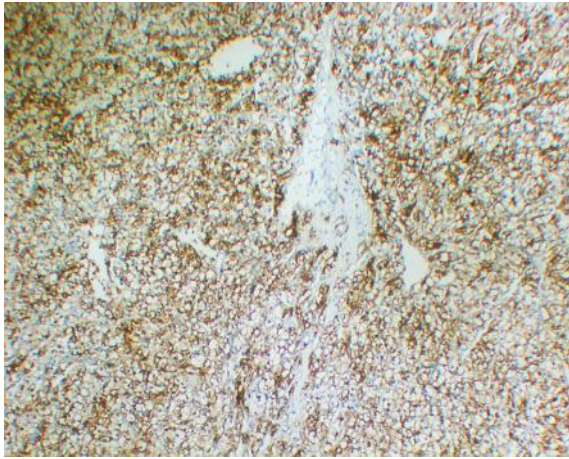
Human stomach tissue was stained with Anti-CA IX (PTR2373) Antibody



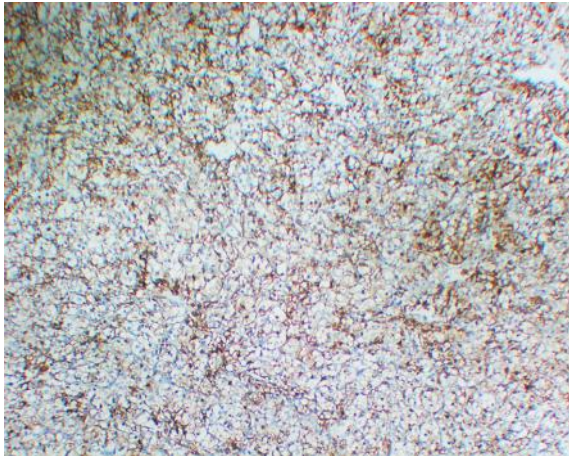
Human colon carcinoma tissue was stained with Anti-CA IX (PTR2373) Antibody



Human colon carcinoma tissue was stained with Anti-CA IX (PTR2373) Antibody



Human renal clear cell carcinoma tissue was stained with Anti-CA IX (PTR2373) Antibody



Human renal clear cell carcinoma tissue was stained with Anti-CA IX (PTR2373) Antibody