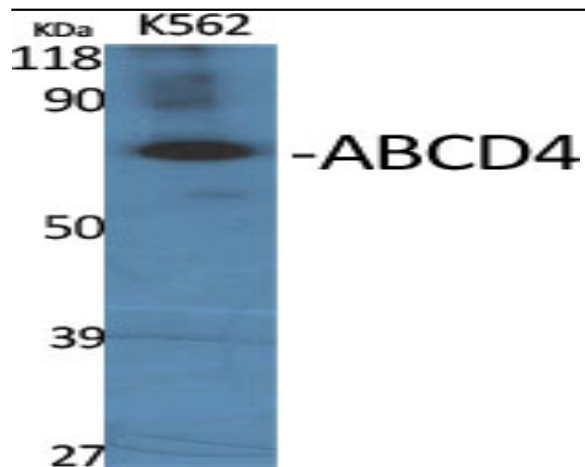


ABCD4 Polyclonal Antibody

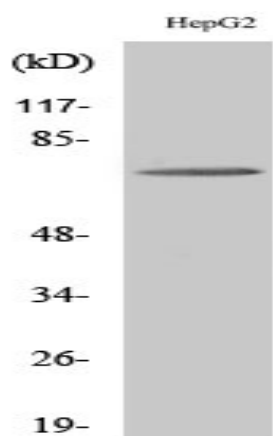
Catalog No :	YT0050
Reactivity :	Human;Mouse
Applications :	WB;IHC;IF;ELISA
Target :	ABCD4
Fields :	>>ABC transporters;>>Peroxisome
Gene Name :	ABCD4
Protein Name :	ATP-binding cassette sub-family D member 4
Human Gene Id :	5826
Human Swiss Prot No :	O14678
Mouse Gene Id :	19300
Mouse Swiss Prot No :	O89016
Immunogen :	The antiserum was produced against synthesized peptide derived from human ABCD4. AA range:111-160
Specificity :	ABCD4 Polyclonal Antibody detects endogenous levels of ABCD4 protein.
Formulation :	Liquid in PBS containing 50% glycerol, 0.5% BSA and 0.02% sodium azide.
Source :	Polyclonal, Rabbit,IgG
Dilution :	WB 1:500 - 1:2000. IHC 1:100 - 1:300. ELISA: 1:10000.. IF 1:50-200
Purification :	The antibody was affinity-purified from rabbit antiserum by affinity-chromatography using epitope-specific immunogen.
Concentration :	1 mg/ml

Storage Stability :	-15°C to -25°C/1 year(Do not lower than -25°C)
Observed Band :	70kD
Cell Pathway :	ABC transporters;
Background :	<p>The protein encoded by this gene is a member of the superfamily of ATP-binding cassette (ABC) transporters. ABC proteins transport various molecules across extra- and intra-cellular membranes. ABC genes are divided into seven distinct subfamilies (ABC1, MDR/TAP, MRP, ALD, OABP, GCN20, White). This protein is a member of the ALD subfamily, which is involved in peroxisomal import of fatty acids and/or fatty acyl-CoAs in the organelle. All known peroxisomal ABC transporters are half transporters which require a partner half transporter molecule to form a functional homodimeric or heterodimeric transporter. The function of this peroxisomal membrane protein is unknown. However, it is speculated that it may function as a heterodimer for another peroxisomal ABC transporter and, therefore, may modify the adrenoleukodystrophy phenotype. It may also play a role in the process of peroxi</p>
Function :	<p>similarity:Belongs to the ABC transporter family. ALD subfamily.,similarity:Contains 1 ABC transmembrane type-1 domain.,similarity:Contains 1 ABC transporter domain.,subunit:Homodimer or heterodimer .,tissue specificity:Ubiquitous.,</p>
Subcellular Location :	<p>Endoplasmic reticulum membrane ; Multi-pass membrane protein . Lysosome membrane ; Multi-pass membrane protein . Targeted by LMBRD1 lysosomal chaperone to the lysosomal membrane. .</p>
Expression :	Ubiquitous.
Sort :	1581
No4 :	1
Host :	Rabbit
Modifications :	Unmodified


Products Images



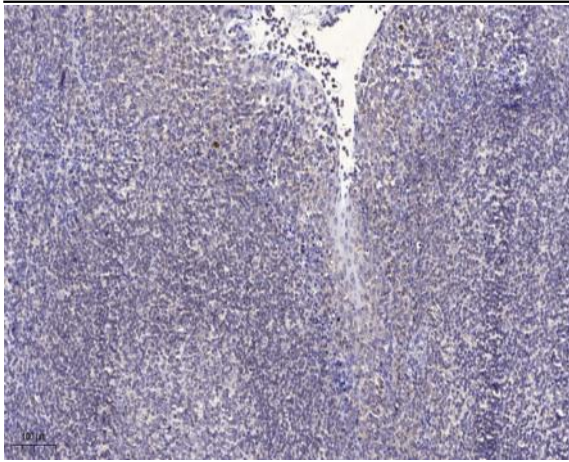
Western Blot analysis of various cells using ABCD4 Polyclonal Antibody diluted at 1:500



Western Blot analysis of HepG2 cells using ABCD4 Polyclonal Antibody diluted at 1:500



Western blot analysis of the lysates from HeLa cells using ABCD4 antibody.



Immunohistochemical analysis of paraffin-embedded human tonsil. 1, Antibody was diluted at 1:200(4° overnight). 2, Tris-EDTA,pH9.0 was used for antigen retrieval. 3,Secondary antibody was diluted at 1:200(room temperature, 30min).